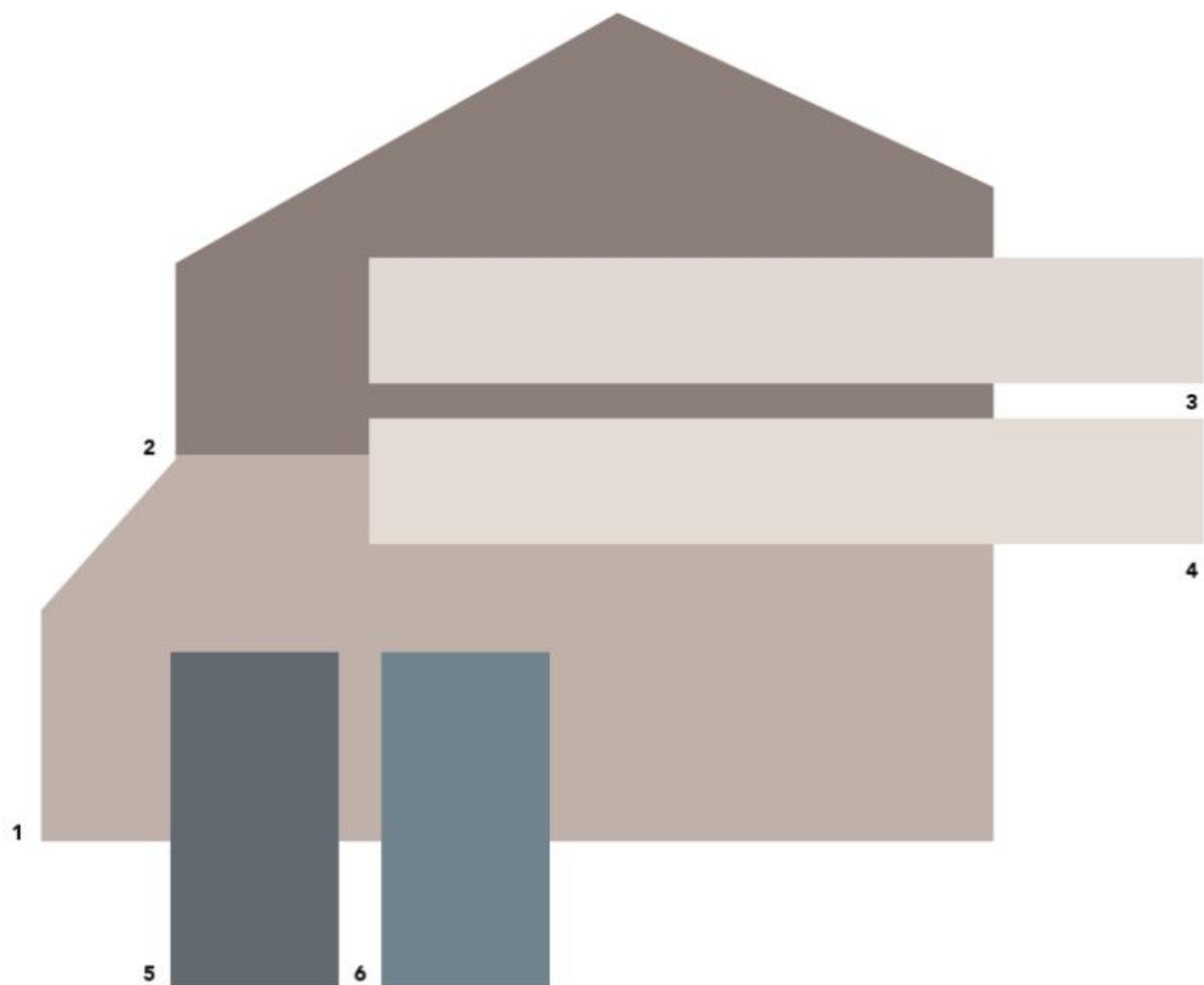


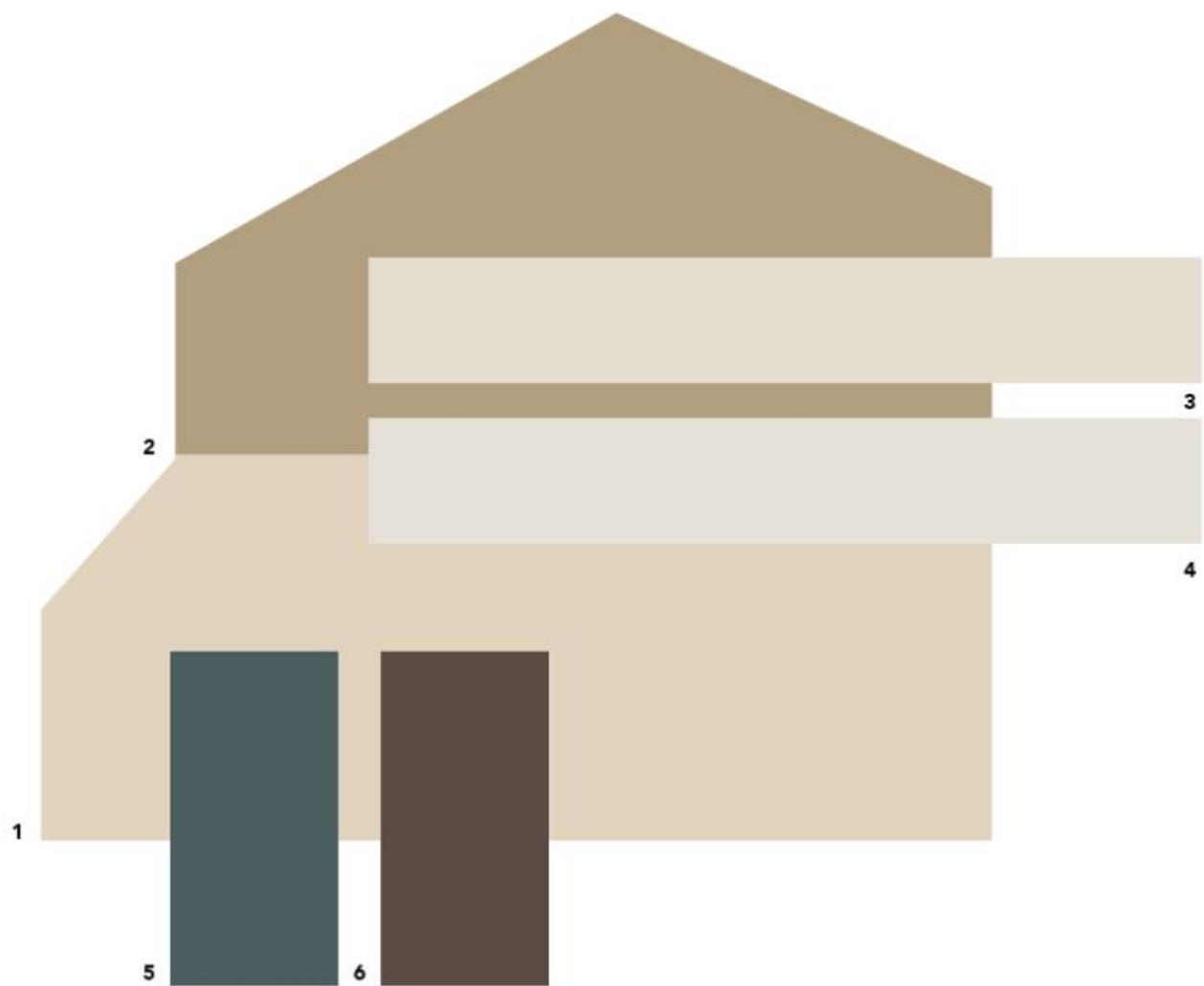
- | | |
|-------------------|--------------------------|
| 1. Body | SW 0037 Morris Room Gray |
| 2. Secondary Body | SW 7015 Repose Gray |
| 3. Trim | SW 7004 Snowbound |
| 4. Trim | SW 7636 Origami White |
| 5. Accent | SW 9141 Waterloo |
| 6. Accent | SW 7060 Attitude Gray |



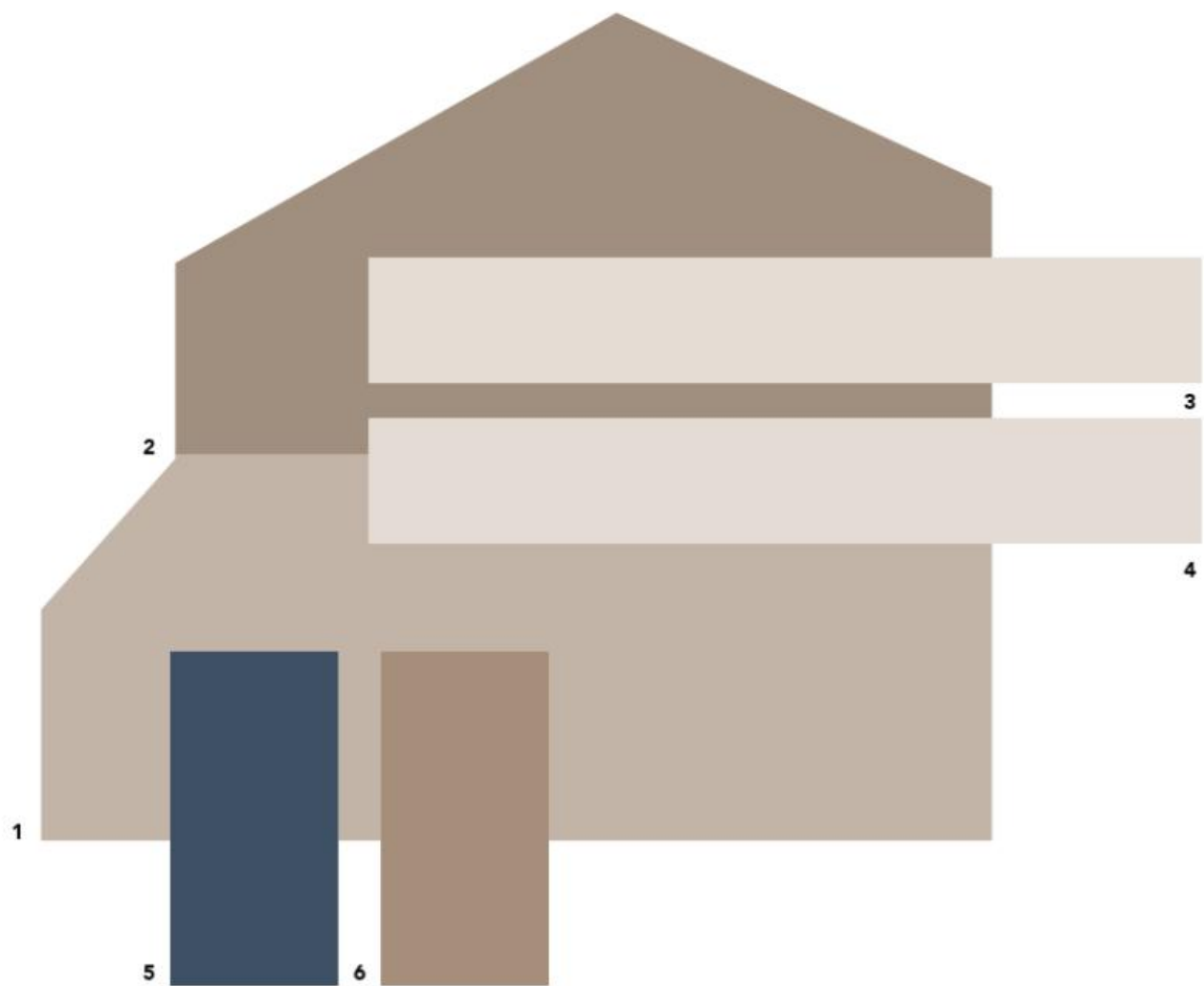
| | |
|-------------------|-----------------------------|
| 1. Body | SW 6001 Grayish |
| 2. Secondary Body | SW 7018 Dovetail |
| 3. Trim | SW 7001 Marshmallow |
| 4. Trim | SW 7017 Dorian Gray |
| 5. Accent | SW 2811 Rookwood Blue Green |
| 6. Accent | SW 7605 Gale Force |



| | |
|-------------------|-------------------------|
| 1. Body | SW 6037 Temperate Taupe |
| 2. Secondary Body | SW 6039 Poised Taupe |
| 3. Trim | SW 7021 Simple White |
| 4. Trim | SW 6035 Gauzy White |
| 5. Accent | SW 6257 Gibraltar |
| 6. Accent | SW 9140 Blustery Sky |

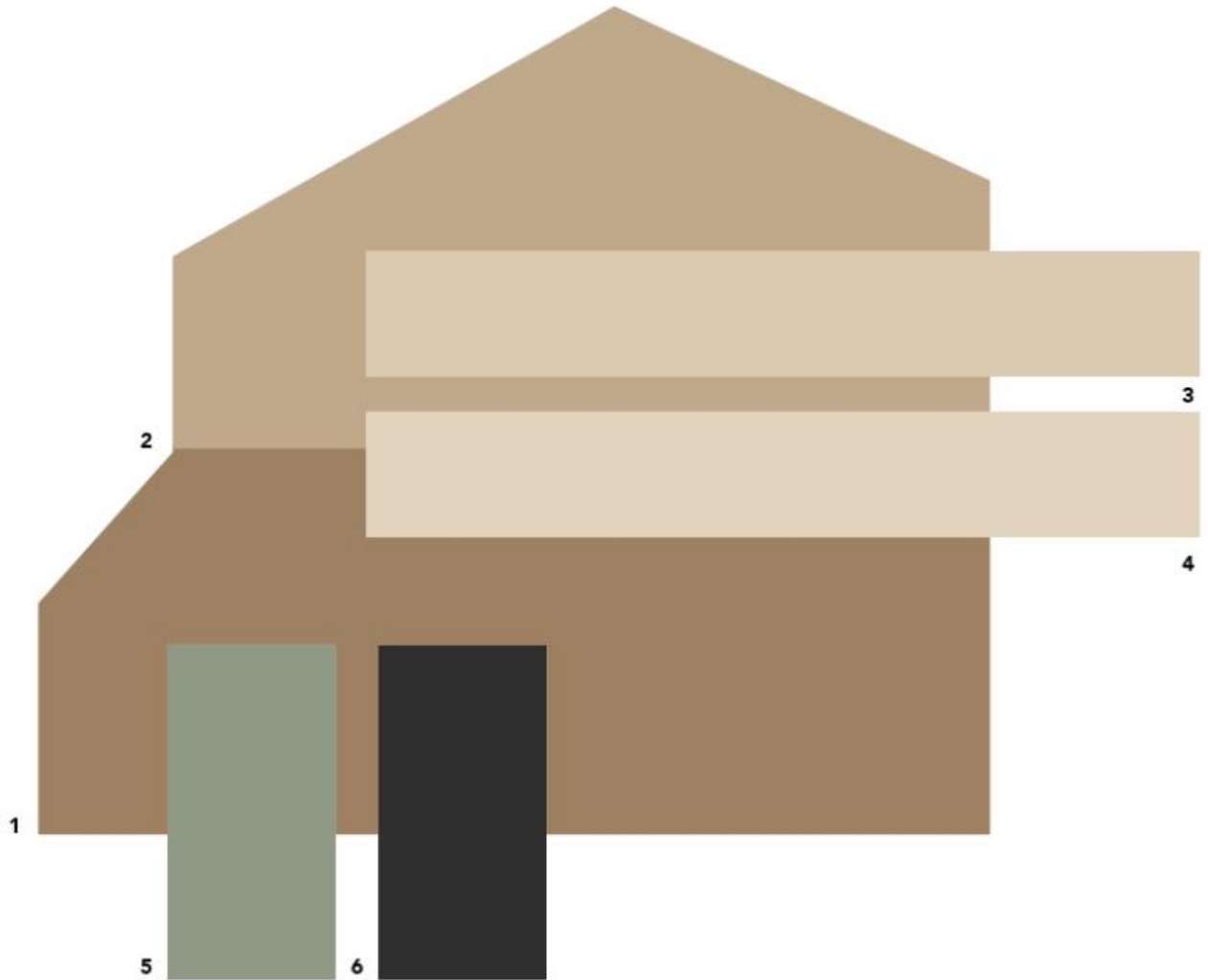


- | | |
|-------------------|-----------------------|
| 1. Body | SW 7555 Patience |
| 2. Secondary Body | SW 9122 Dried Edamame |
| 3. Trim | SW 6098 Pacer White |
| 4. Trim | SW 6070 Heron Plume |
| 5. Accent | SW 6223 Still Water |
| 6. Accent | SW 7510 Chateau Brown |

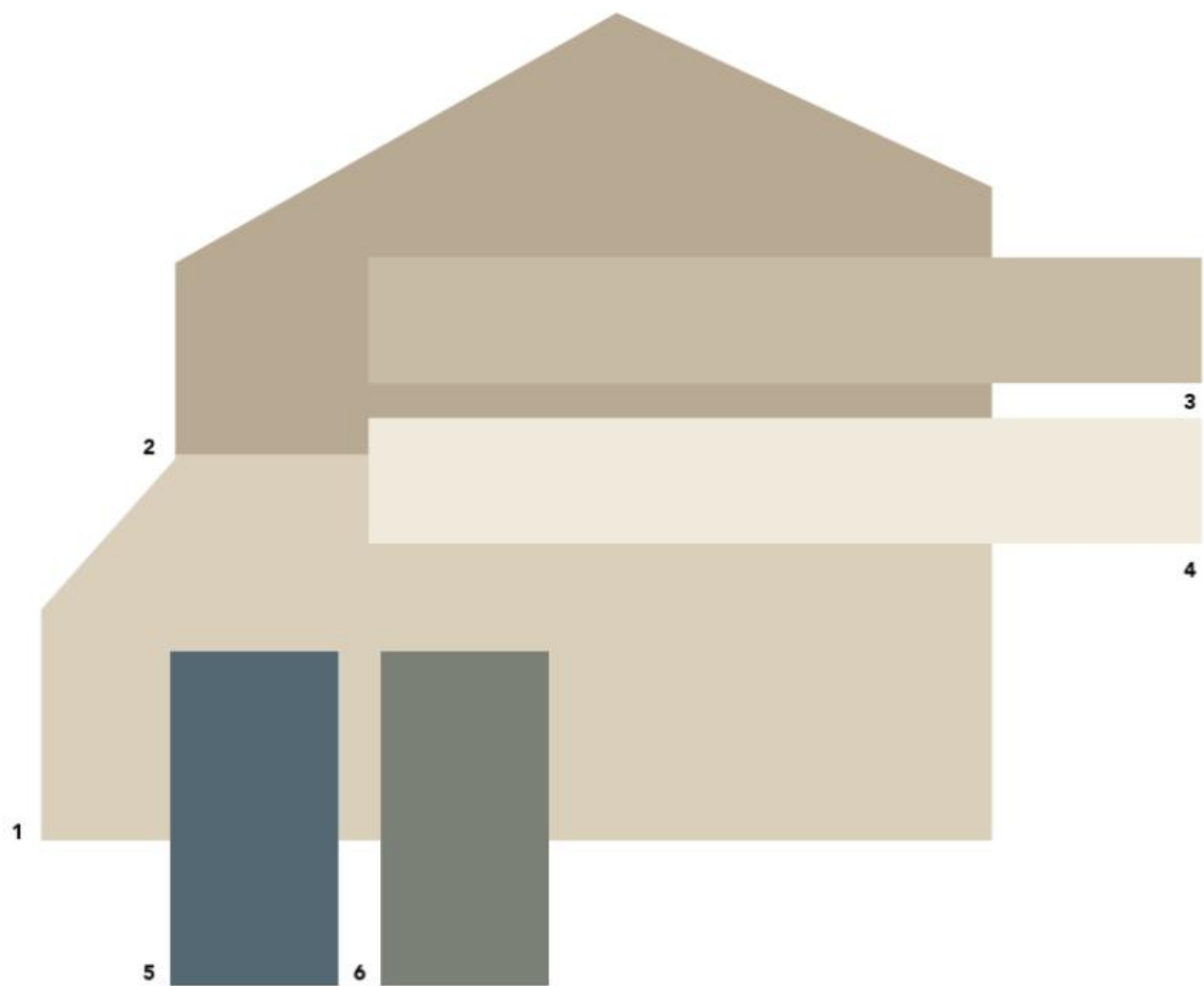


- | | | |
|-------------------|---------|-----------------|
| 1. Body | SW 6079 | Diverse Beige |
| 2. Secondary Body | SW 9084 | Cocoa Whip |
| 3. Trim | SW 7035 | Aesthetic White |
| 4. Trim | SW 6077 | Everyday White |
| 5. Accent | SW 7602 | Indigo Batik |
| 6. Accent | SW 9088 | Utaupeia |

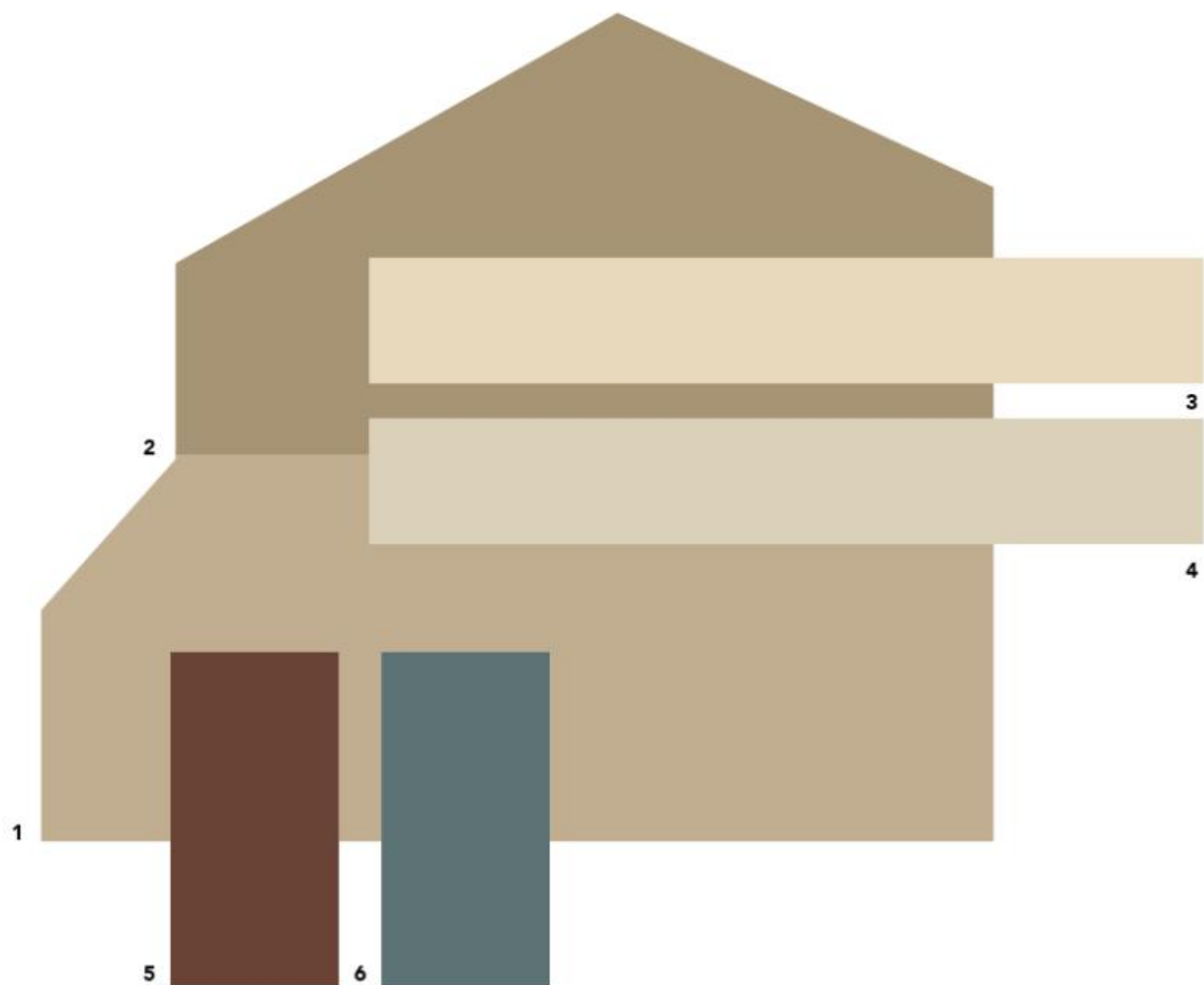
Actual color may vary from on-screen representation. To confirm your color choices prior to purchase, please view a physical color chip, color card, or painted sample. Sherwin-Williams is not responsible for the content and photos shared by users of their color selection tools. The Cover The Earth logo and the Sherwin-Williams logo are trademarks owned or licensed by The Sherwin-Williams Company. ©2024 The Sherwin-Williams Company.



- | | |
|-------------------|-----------------------|
| 1. Body | SW 6109 Hopsack |
| 2. Secondary Body | SW 6143 Basket Beige |
| 3. Trim | SW 6141 Softer Tan |
| 4. Trim | SW 7555 Patience |
| 5. Accent | SW 9129 Jade Dragon |
| 6. Accent | SW 6258 Tricorn Black |

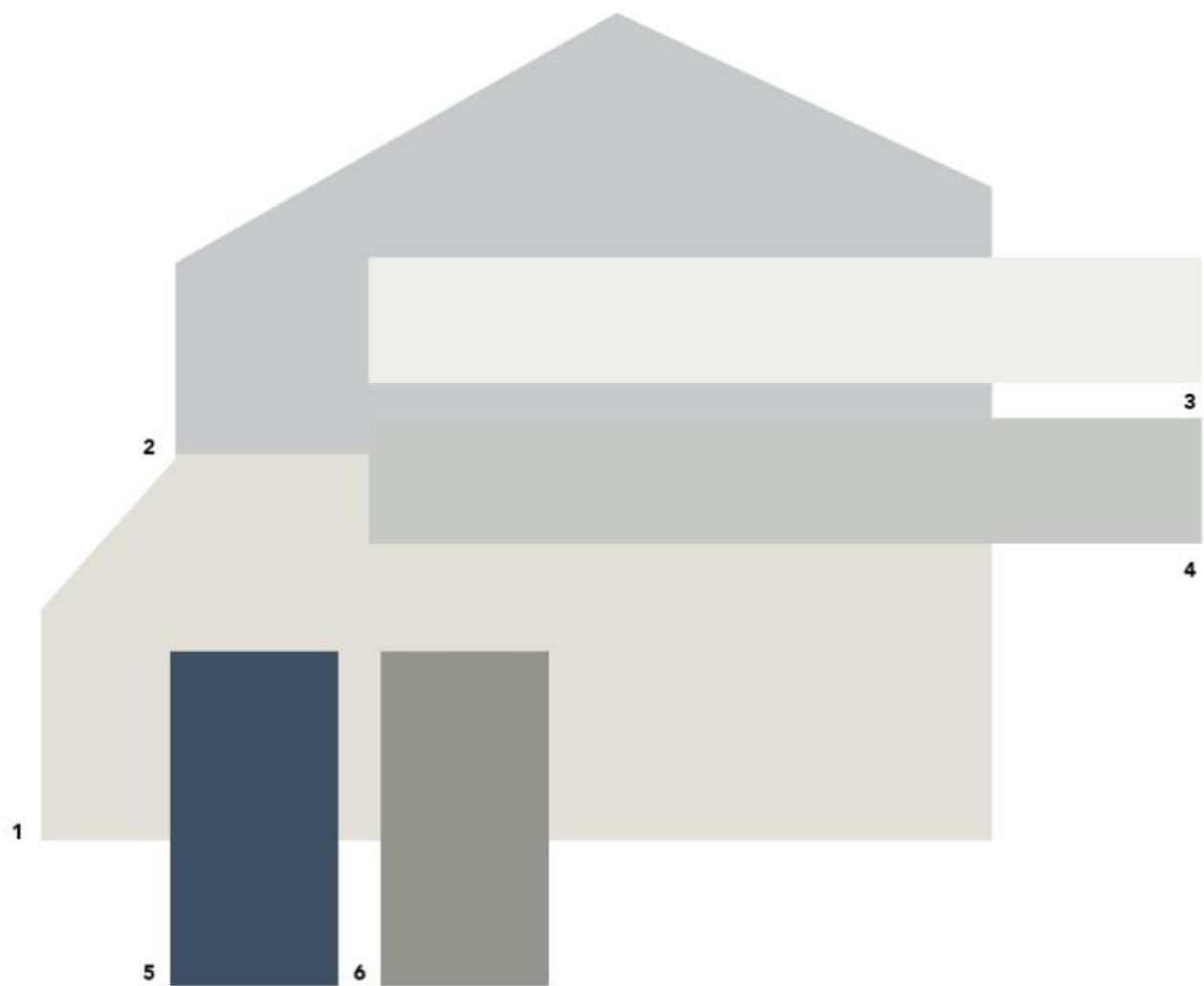


- | | |
|-------------------|-------------------------|
| 1. Body | SW 6148 Wool Skein |
| 2. Secondary Body | SW 6150 Universal Khaki |
| 3. Trim | SW 6149 Relaxed Khaki |
| 4. Trim | SW 6385 Dover White |
| 5. Accent | SW 9141 Waterloo |
| 6. Accent | SW 6207 Retreat |

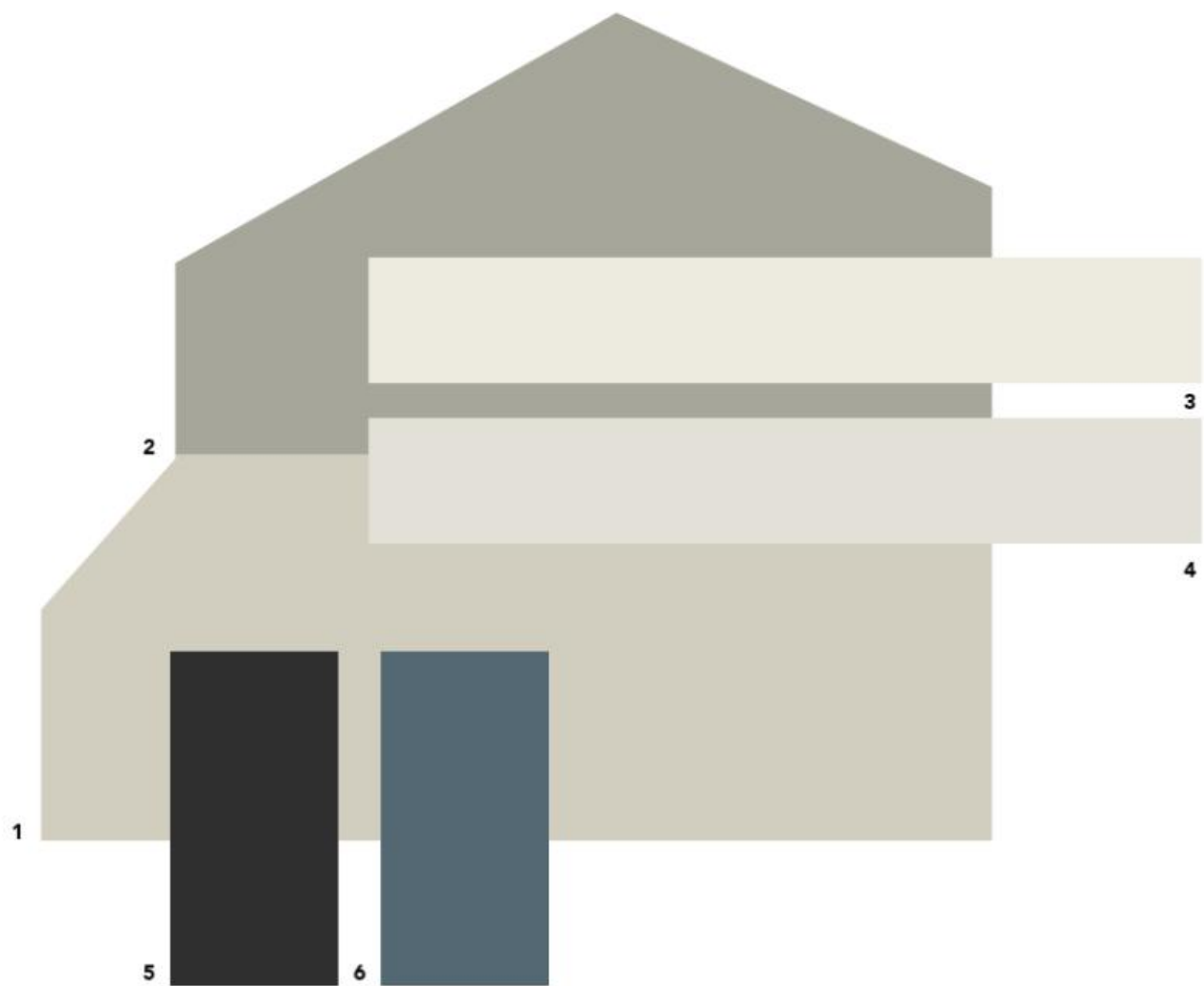


- | | |
|-------------------|--------------------------|
| 1. Body | SW 6157 Favorite Tan |
| 2. Secondary Body | SW 7731 San Antonio Sage |
| 3. Trim | SW 2833 Roycroft Vellum |
| 4. Trim | SW 6155 Rice Grain |
| 5. Accent | SW 6062 Vintage Leather |
| 6. Accent | SW 6222 Riverway |

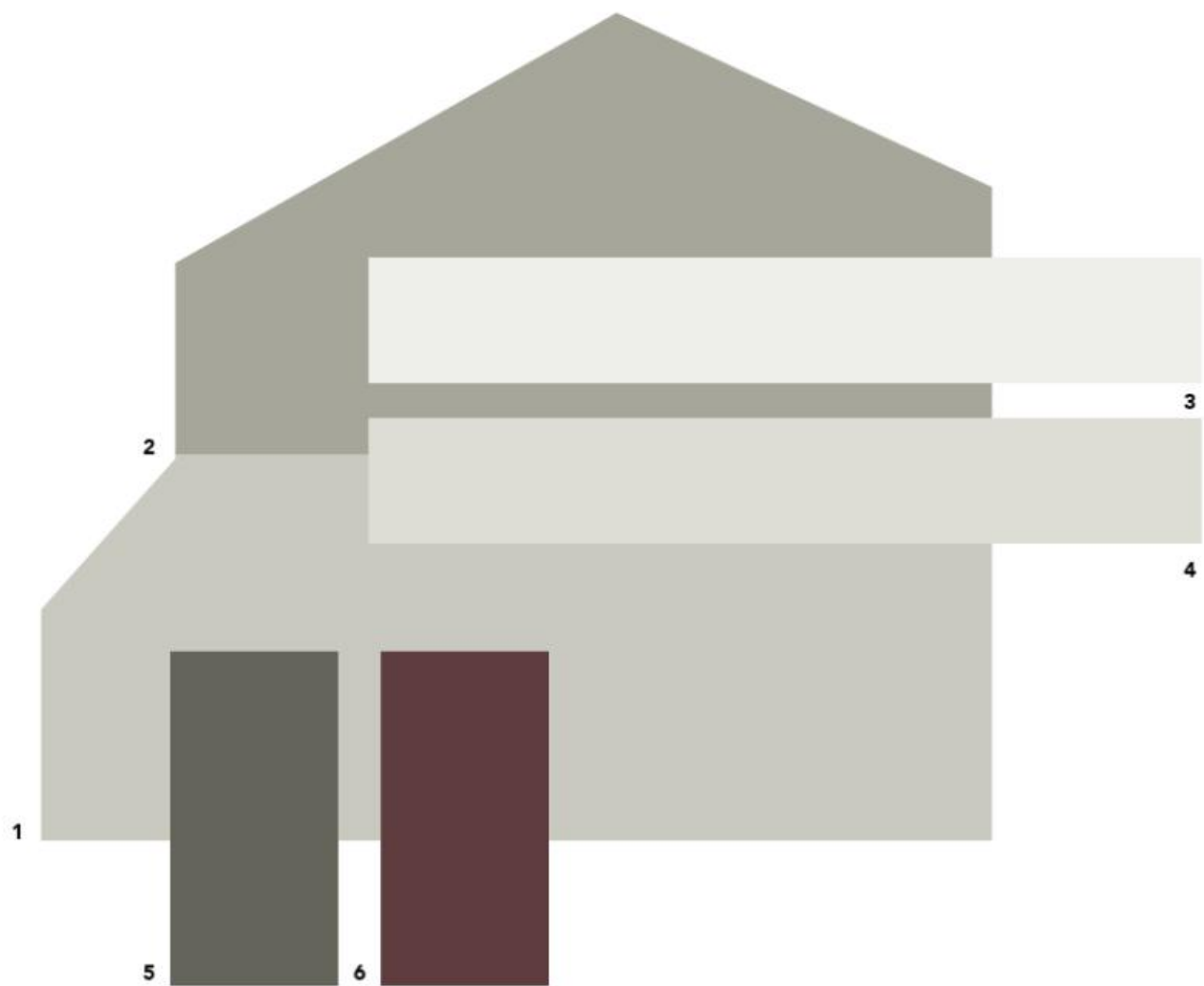
Actual color may vary from on-screen representation. To confirm your color choices prior to purchase, please view a physical color chip, color card, or painted sample. Sherwin-Williams is not responsible for the content and photos shared by users of their color selection tools. The Cover The Earth logo and the Sherwin-Williams logo are trademarks owned or licensed by The Sherwin-Williams Company. ©2024 The Sherwin-Williams Company.



- | | | |
|-------------------|---------|----------------|
| 1. Body | SW 6168 | Moderne White |
| 2. Secondary Body | SW 7071 | Gray Screen |
| 3. Trim | SW 7006 | Extra White |
| 4. Trim | SW 7657 | Tinsmith |
| 5. Accent | SW 7602 | Indigo Batik |
| 6. Accent | SW 9164 | Illusive Green |

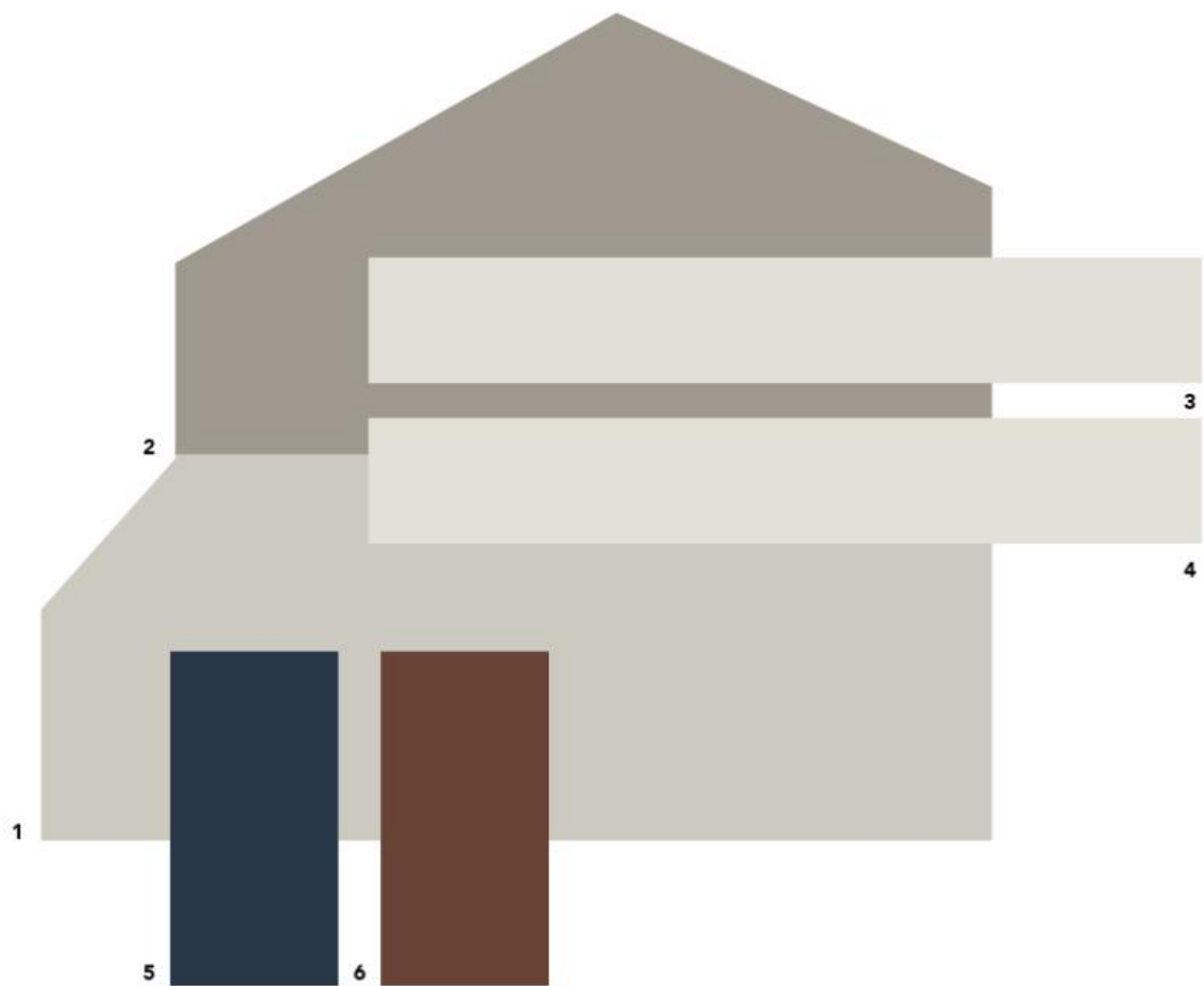


- | | |
|-------------------|-----------------------|
| 1. Body | SW 6169 Sedate Gray |
| 2. Secondary Body | SW 6199 Rare Gray |
| 3. Trim | SW 7008 Alabaster |
| 4. Trim | SW 6168 Moderne White |
| 5. Accent | SW 6258 Tricorn Black |
| 6. Accent | SW 9141 Waterloo |



- | | |
|-------------------|----------------------|
| 1. Body | SW 6197 Aloof Gray |
| 2. Secondary Body | SW 6199 Rare Gray |
| 3. Trim | SW 7006 Extra White |
| 4. Trim | SW 6196 Frosty White |
| 5. Accent | SW 6202 Cast Iron |
| 6. Accent | SW 6027 Cordovan |

Actual color may vary from on-screen representation. To confirm your color choices prior to purchase, please view a physical color chip, color card, or painted sample. Sherwin-Williams is not responsible for the content and photos shared by users of their color selection tools. The Cover The Earth logo and the Sherwin-Williams logo are trademarks owned or licensed by The Sherwin-Williams Company. ©2024 The Sherwin-Williams Company.

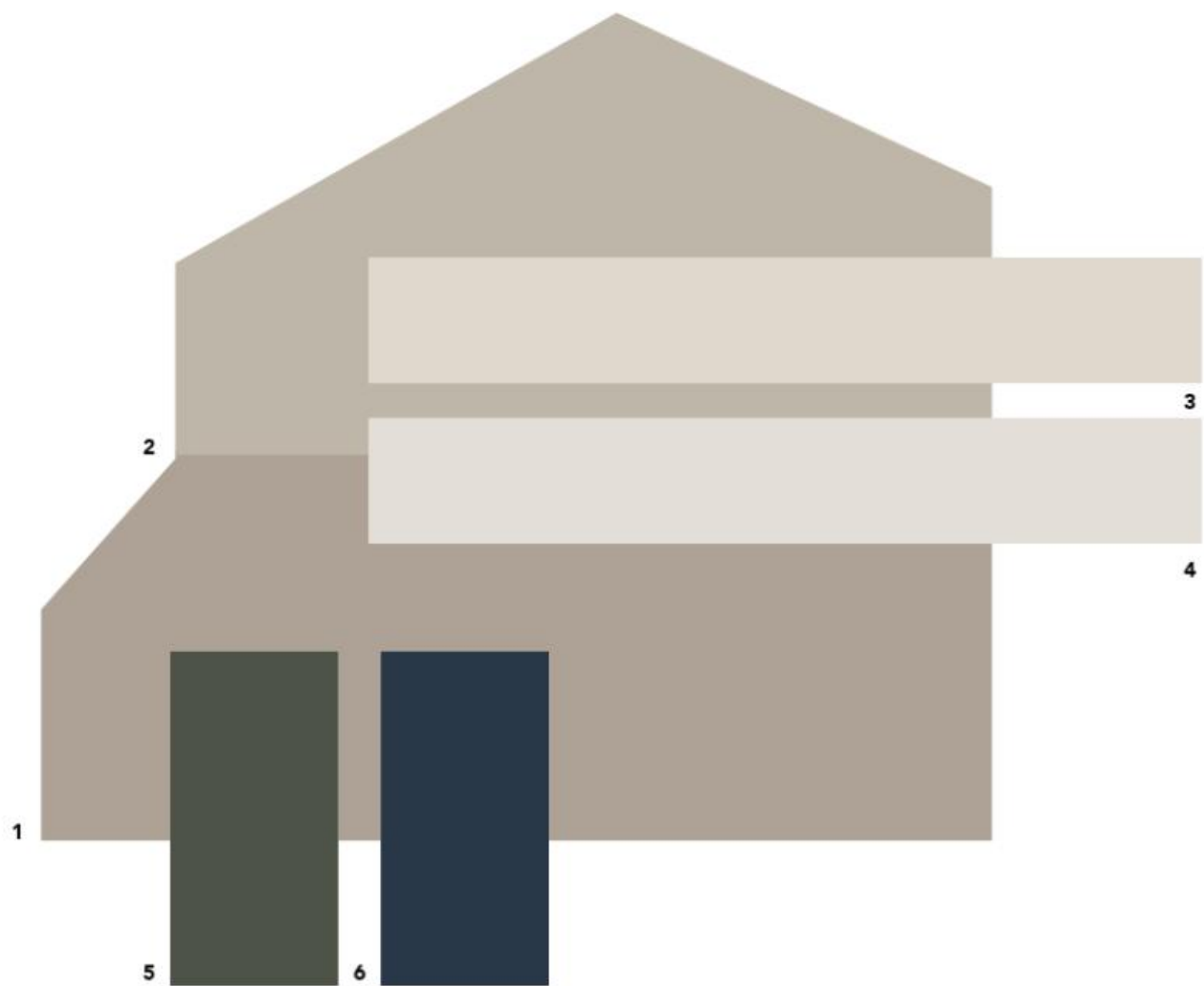


- | | |
|-------------------|-------------------------|
| 1. Body | SW 7015 Repose Gray |
| 2. Secondary Body | SW 7642 Pavestone |
| 3. Trim | SW 7014 Eider White |
| 4. Trim | SW 6168 Moderne White |
| 5. Accent | SW 9178 In The Navy |
| 6. Accent | SW 6062 Vintage Leather |



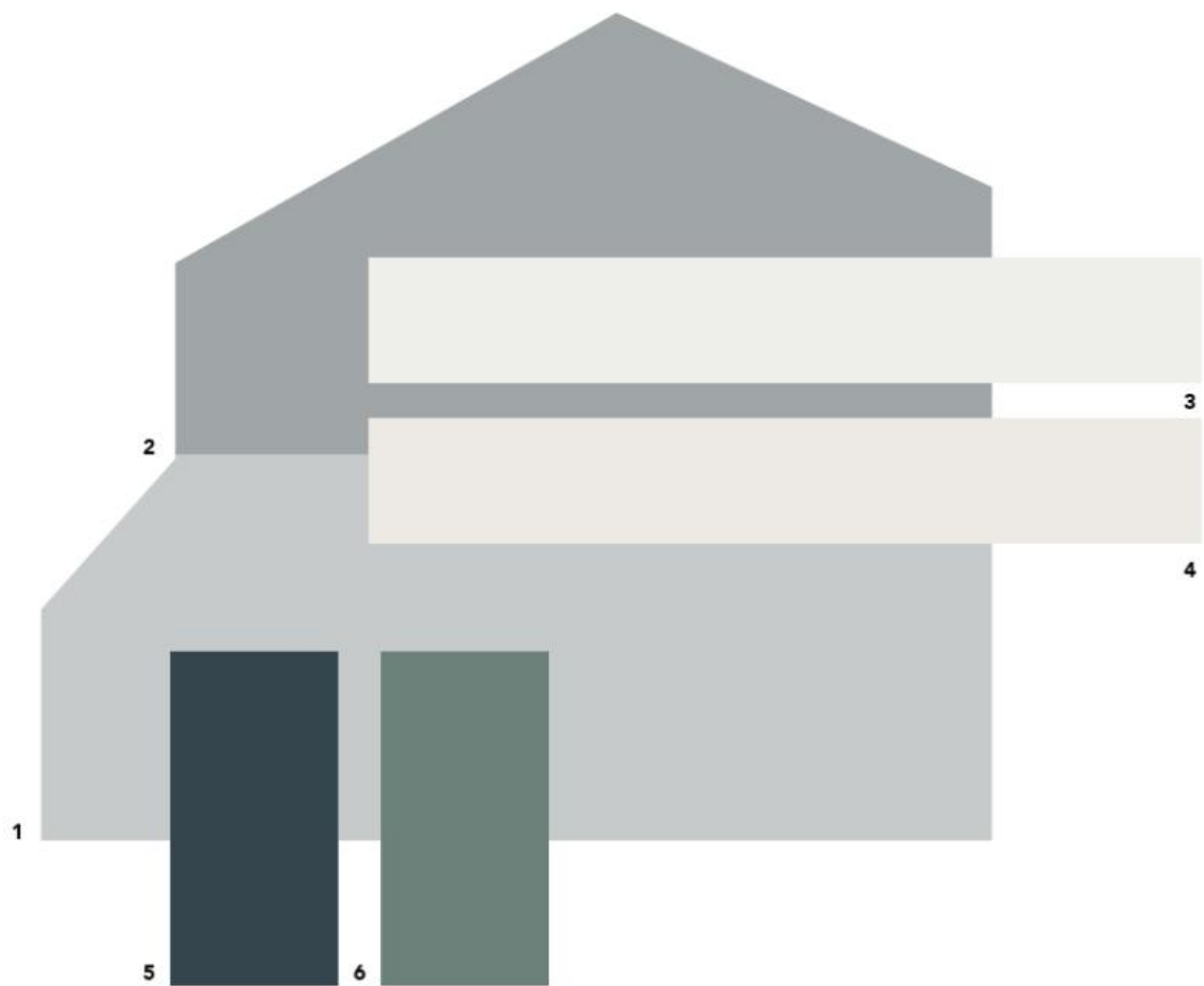
- | | |
|-------------------|---------------------------|
| 1. Body | SW 7015 Repose Gray |
| 2. Secondary Body | SW 7025 Backdrop |
| 3. Trim | SW 7015 Repose Gray |
| 4. Trim | SW 7005 Pure White |
| 5. Accent | SW 2838 Polished Mahogany |
| 6. Accent | SW 7076 Cyberspace |

Actual color may vary from on-screen representation. To confirm your color choices prior to purchase, please view a physical color chip, color card, or painted sample. Sherwin-Williams is not responsible for the content and photos shared by users of their color selection tools. The Cover The Earth logo and the Sherwin-Williams logo are trademarks owned or licensed by The Sherwin-Williams Company. ©2024 The Sherwin-Williams Company.

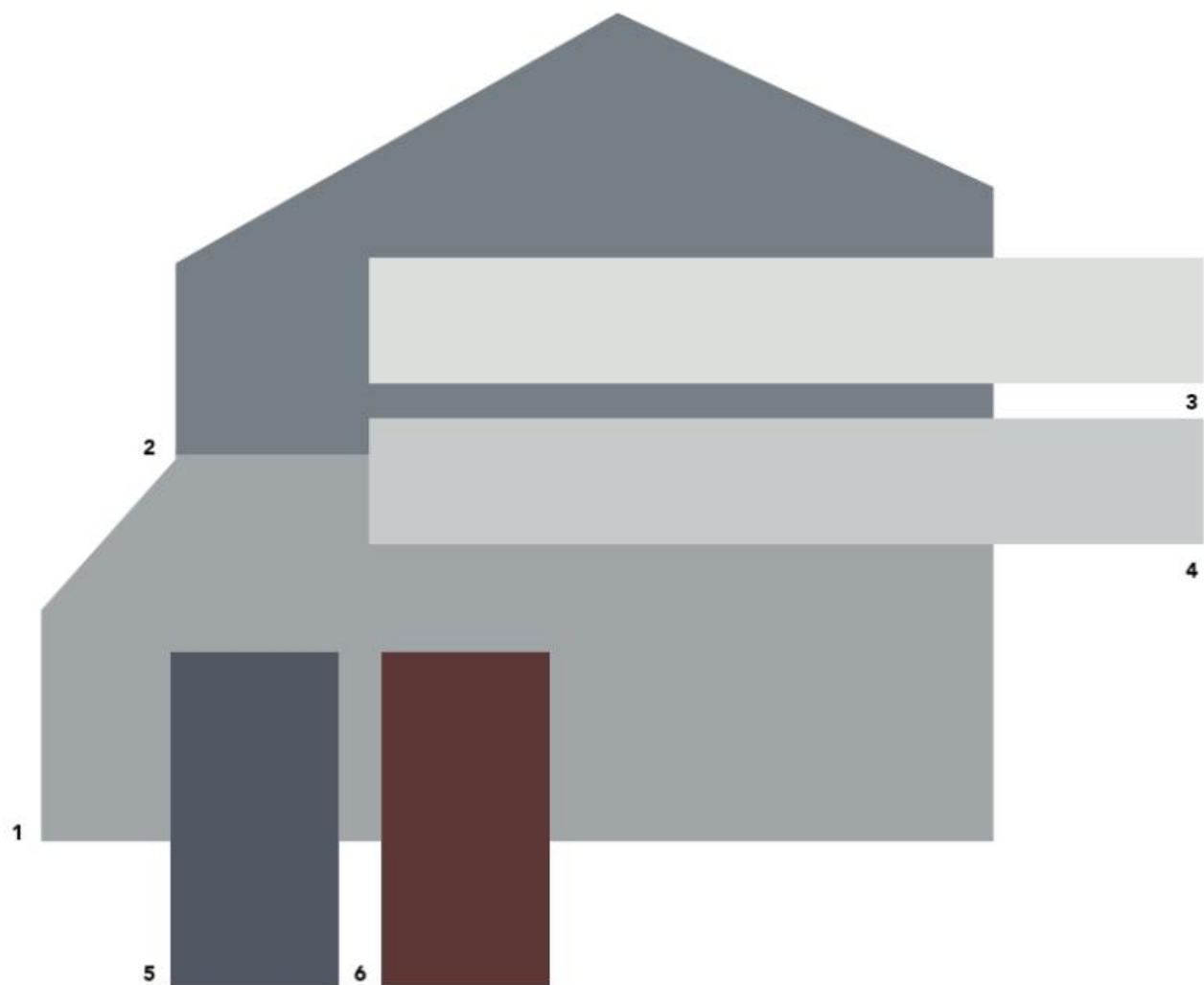


- | | |
|-------------------|--------------------------|
| 1. Body | SW 7031 Mega Greige |
| 2. Secondary Body | SW 7030 Anew Gray |
| 3. Trim | SW 7628 Windfresh White |
| 4. Trim | SW 7028 Incredible White |
| 5. Accent | SW 7730 Forestwood |
| 6. Accent | SW 9178 In The Navy |

Actual color may vary from on-screen representation. To confirm your color choices prior to purchase, please view a physical color chip, color card, or painted sample. Sherwin-Williams is not responsible for the content and photos shared by users of their color selection tools. The Cover The Earth logo and the Sherwin-Williams logo are trademarks owned or licensed by The Sherwin-Williams Company. ©2024 The Sherwin-Williams Company.



- | | |
|-------------------|---------------------------|
| 1. Body | SW 7071 Gray Screen |
| 2. Secondary Body | SW 7073 Network Gray |
| 3. Trim | SW 7006 Extra White |
| 4. Trim | SW 7004 Snowbound |
| 5. Accent | SW 7605 Gale Force |
| 6. Accent | SW 0047 Studio Blue Green |

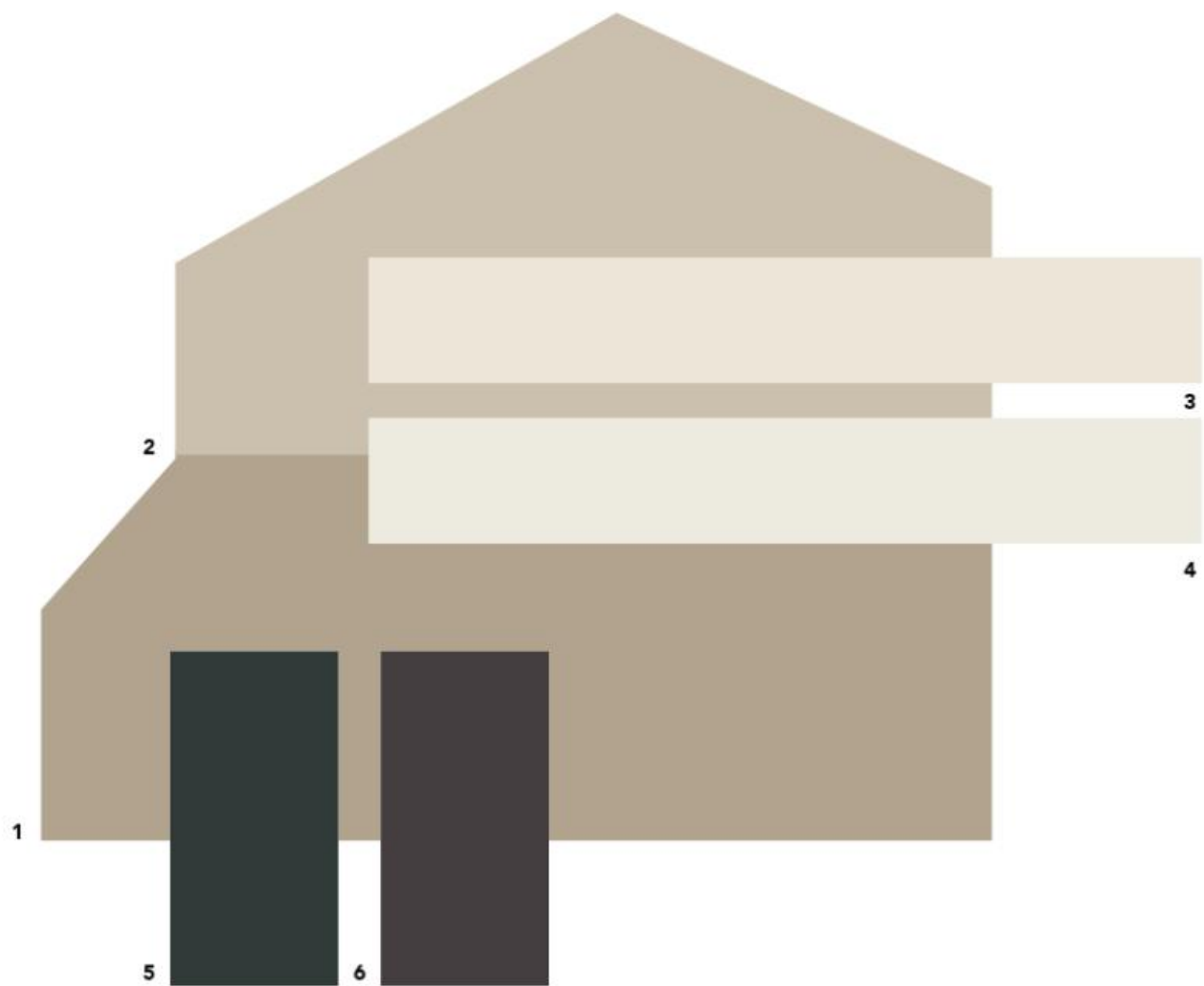


| | |
|-------------------|-----------------------|
| 1. Body | SW 7073 Network Gray |
| 2. Secondary Body | SW 2819 Downing Slate |
| 3. Trim | SW 7070 Site White |
| 4. Trim | SW 7071 Gray Screen |
| 5. Accent | SW 2740 Mineral Gray |
| 6. Accent | SW 7595 Sommelier |



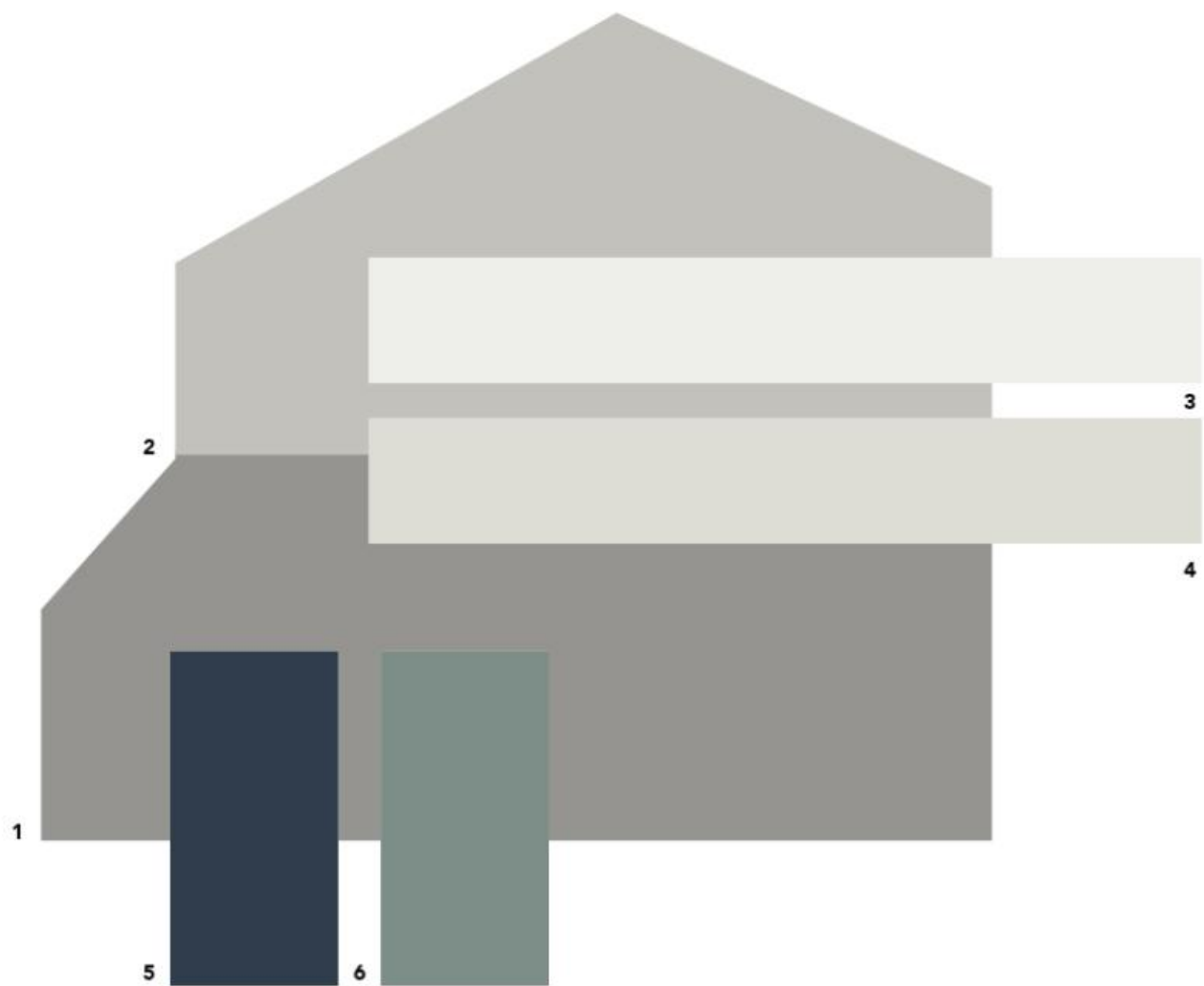
- | | |
|-------------------|----------------------|
| 1. Body | SW 7074 Software |
| 2. Secondary Body | SW 7073 Network Gray |
| 3. Trim | SW 7006 Extra White |
| 4. Trim | SW 7657 Tinsmith |
| 5. Accent | SW 7605 Gale Force |
| 6. Accent | SW 6215 Rocky River |

Actual color may vary from on-screen representation. To confirm your color choices prior to purchase, please view a physical color chip, color card, or painted sample. Sherwin-Williams is not responsible for the content and photos shared by users of their color selection tools. The Cover The Earth logo and the Sherwin-Williams logo are trademarks owned or licensed by The Sherwin-Williams Company. ©2024 The Sherwin-Williams Company.



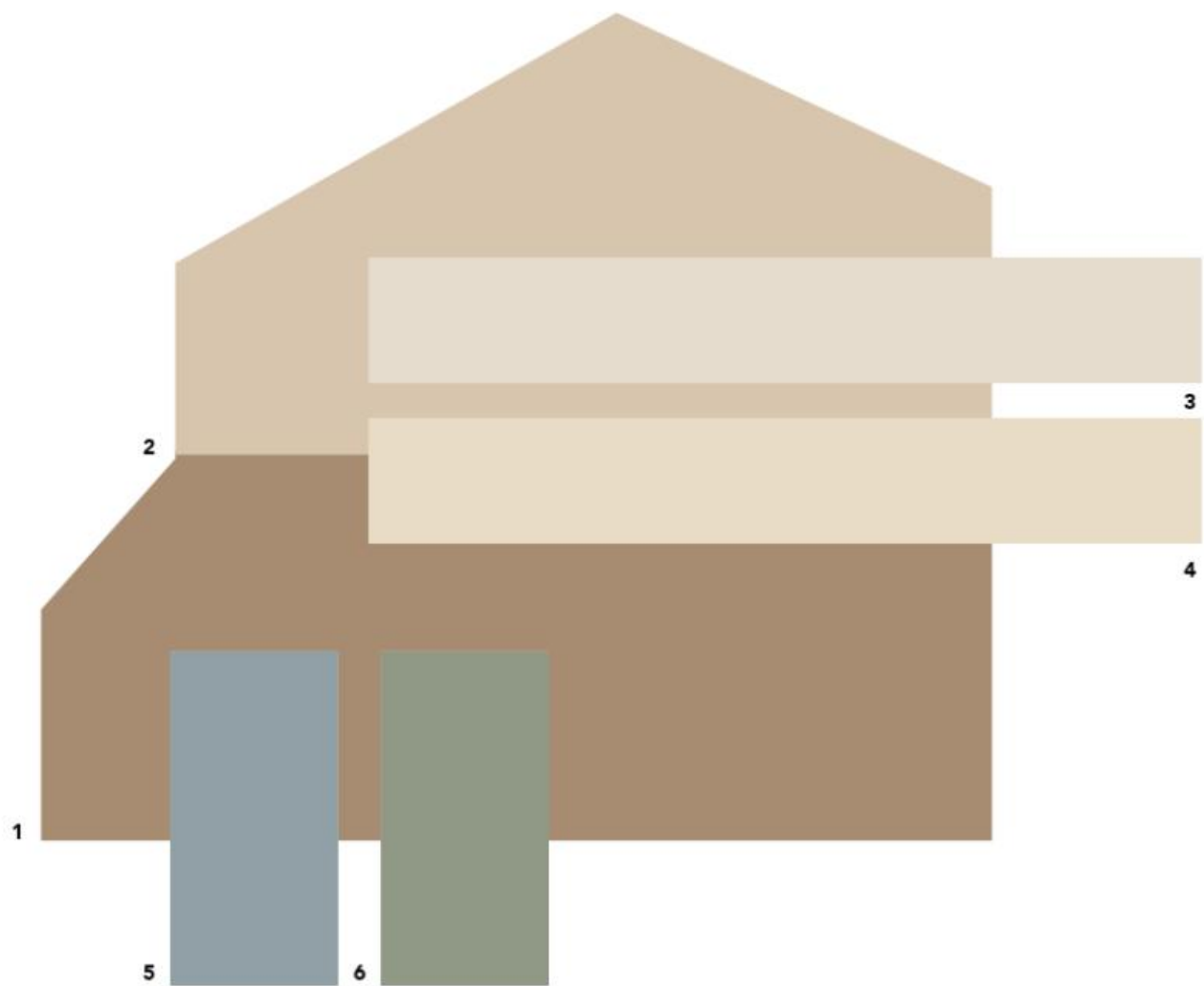
- | | |
|-------------------|--------------------------------|
| 1. Body | SW 7546 Prairie Grass |
| 2. Secondary Body | SW 7542 Naturel |
| 3. Trim | SW 7013 Ivory Lace |
| 4. Trim | SW 7008 Alabaster |
| 5. Accent | SW 2809 Rookwood Shutter Green |
| 6. Accent | SW 7083 Darkroom |

Actual color may vary from on-screen representation. To confirm your color choices prior to purchase, please view a physical color chip, color card, or painted sample. Sherwin-Williams is not responsible for the content and photos shared by users of their color selection tools. The Cover The Earth logo and the Sherwin-Williams logo are trademarks owned or licensed by The Sherwin-Williams Company. ©2024 The Sherwin-Williams Company.



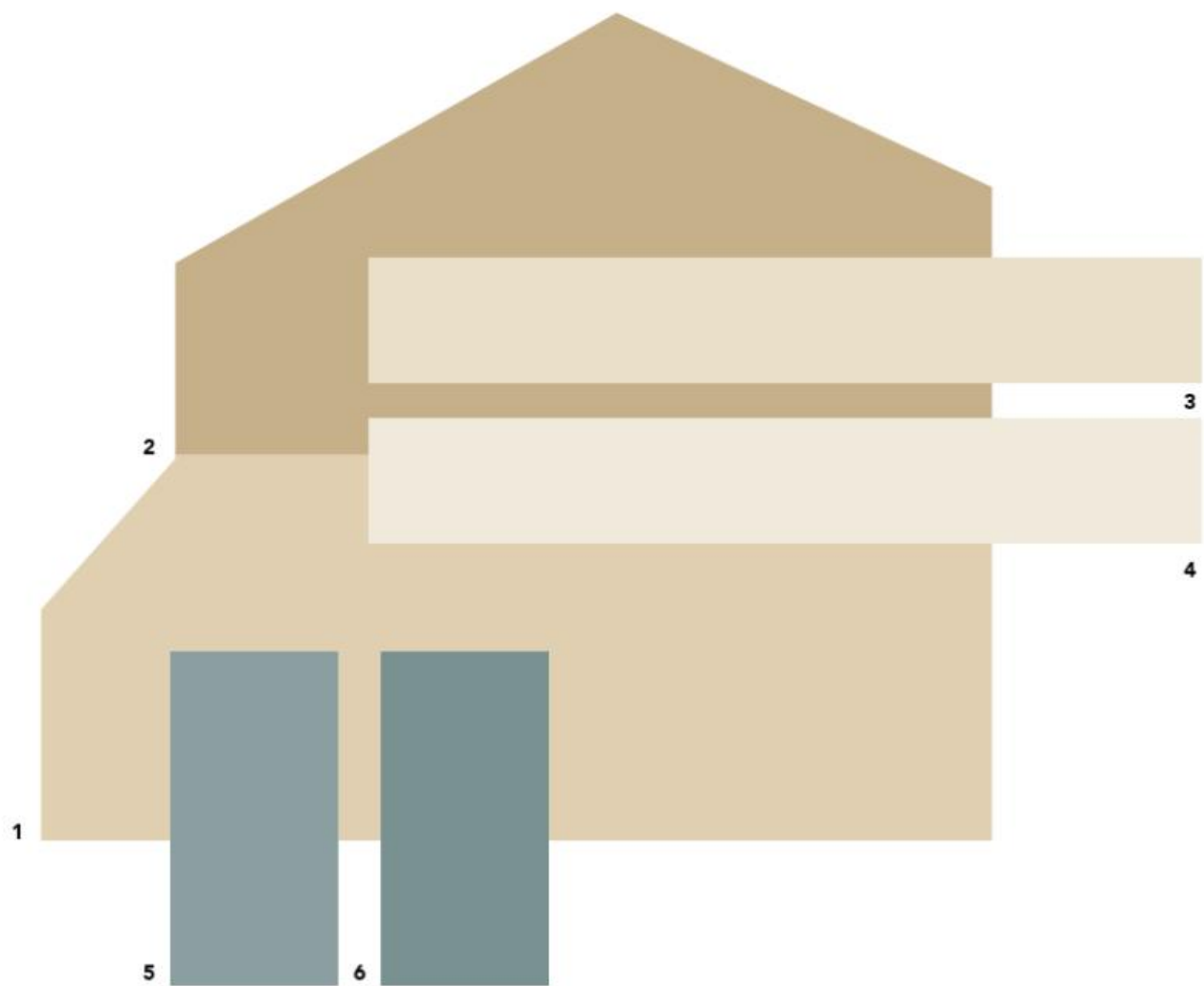
- | | |
|-------------------|--------------------------|
| 1. Body | SW 7669 Summit Gray |
| 2. Secondary Body | SW 7672 Knitting Needles |
| 3. Trim | SW 7006 Extra White |
| 4. Trim | SW 6196 Frosty White |
| 5. Accent | SW 6244 Naval |
| 6. Accent | SW 6214 Underseas |

Actual color may vary from on-screen representation. To confirm your color choices prior to purchase, please view a physical color chip, color card, or painted sample. Sherwin-Williams is not responsible for the content and photos shared by users of their color selection tools. The Cover The Earth logo and the Sherwin-Williams logo are trademarks owned or licensed by The Sherwin-Williams Company. ©2024 The Sherwin-Williams Company.

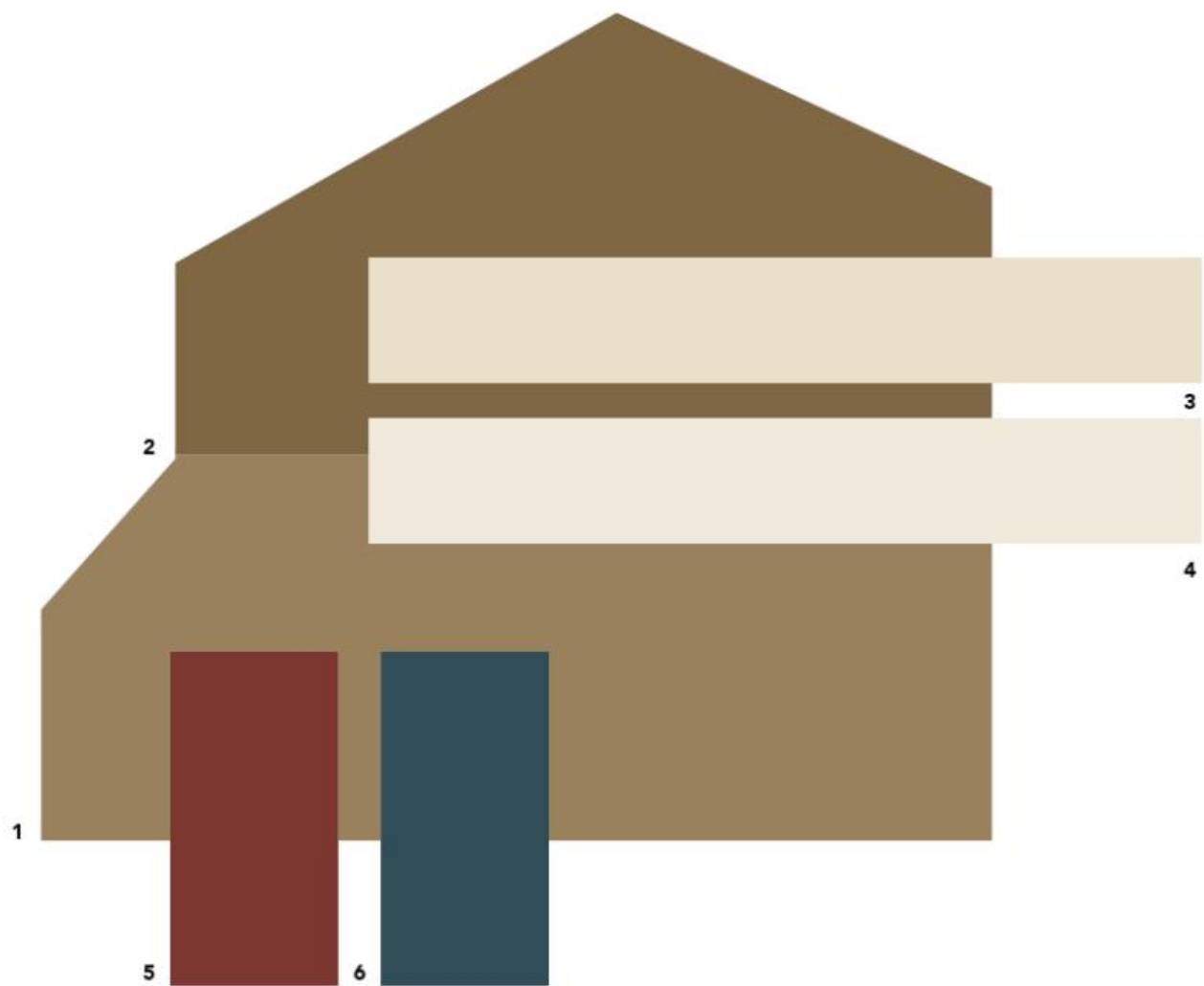


- | | |
|-------------------|-----------------------|
| 1. Body | SW 9108 Double Latte |
| 2. Secondary Body | SW 6106 Kilim Beige |
| 3. Trim | SW 6105 Divine White |
| 4. Trim | SW 6119 Antique White |
| 5. Accent | SW 9139 Debonair |
| 6. Accent | SW 9129 Jade Dragon |

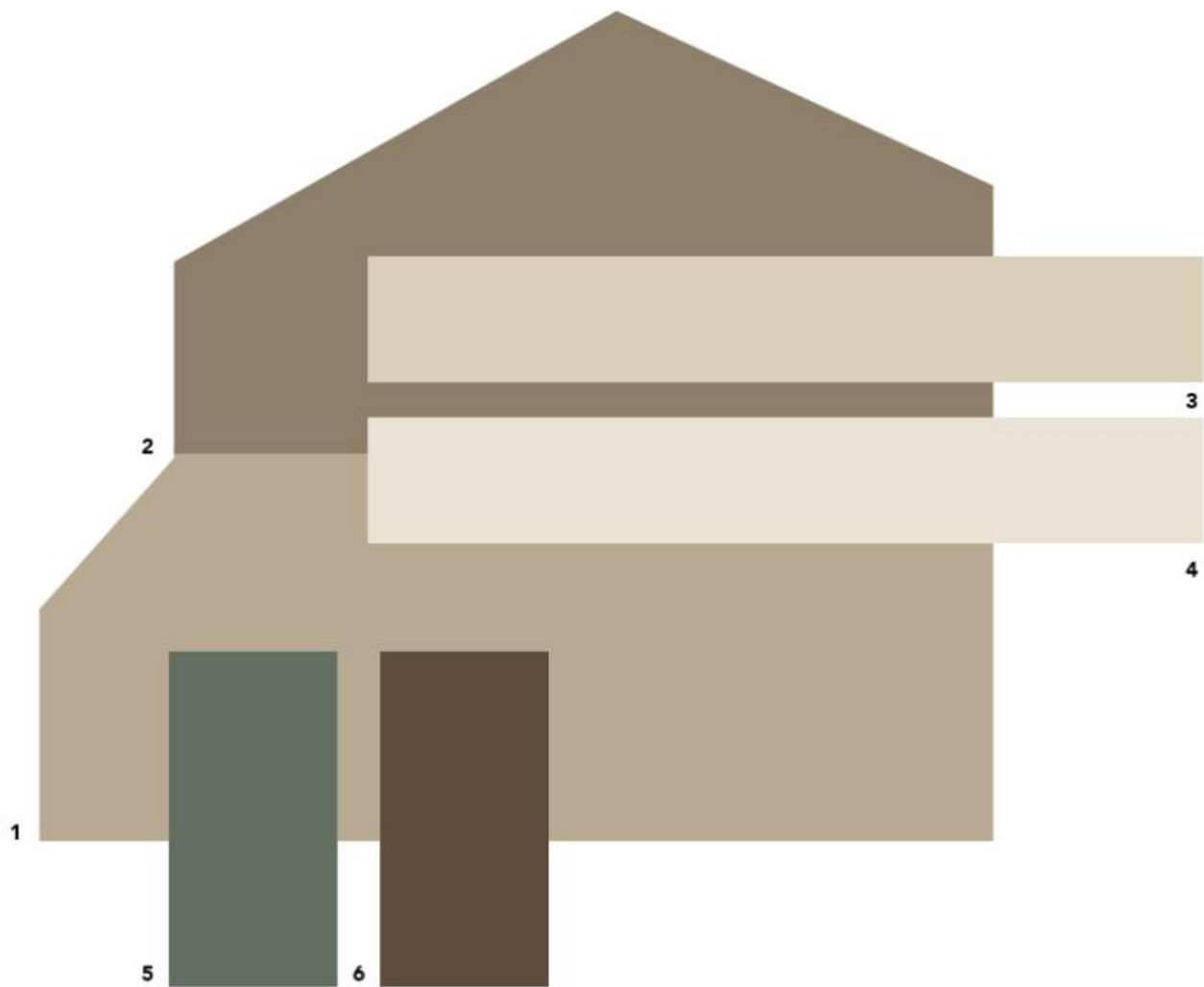
Actual color may vary from on-screen representation. To confirm your color choices prior to purchase, please view a physical color chip, color card, or painted sample. Sherwin-Williams is not responsible for the content and photos shared by users of their color selection tools. The Cover The Earth logo and the Sherwin-Williams logo are trademarks owned or licensed by The Sherwin-Williams Company. ©2024 The Sherwin-Williams Company.



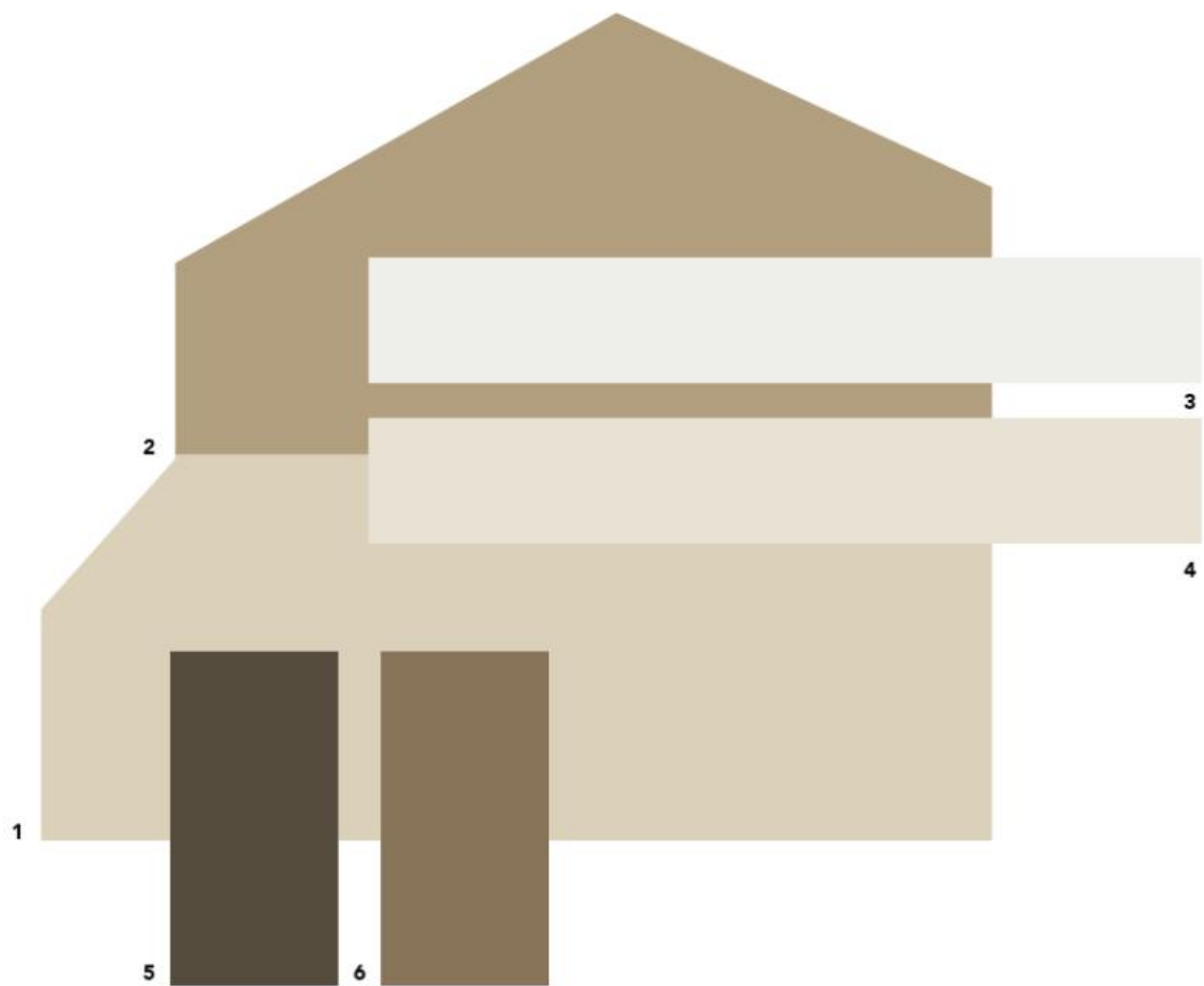
- | | |
|-------------------|----------------------------|
| 1. Body | SW 6134 Netsuke |
| 2. Secondary Body | SW 6136 Harmonic Tan |
| 3. Trim | SW 6133 Muslin |
| 4. Trim | SW 0050 Classic Light Buff |
| 5. Accent | SW 9134 Delft |
| 6. Accent | SW 6221 Moody Blue |




- | | | |
|-------------------|---------|--------------------|
| 1. Body | SW 6138 | Artifact |
| 2. Secondary Body | SW 6139 | Mossy Gold |
| 3. Trim | SW 6133 | Muslin |
| 4. Trim | SW 0050 | Classic Light Buff |
| 5. Accent | SW 6328 | Fireweed |
| 6. Accent | SW 7620 | Seaworthy |



| | |
|-------------------|-------------------------|
| 1. Body | SW 6150 Universal Khaki |
| 2. Secondary Body | SW 6151 Quiver Tan |
| 3. Trim | SW 6148 Wool Skein |
| 4. Trim | SW 6147 Panda White |
| 5. Accent | SW 6194 Basil |
| 6. Accent | SW 9091 Half-Caff |

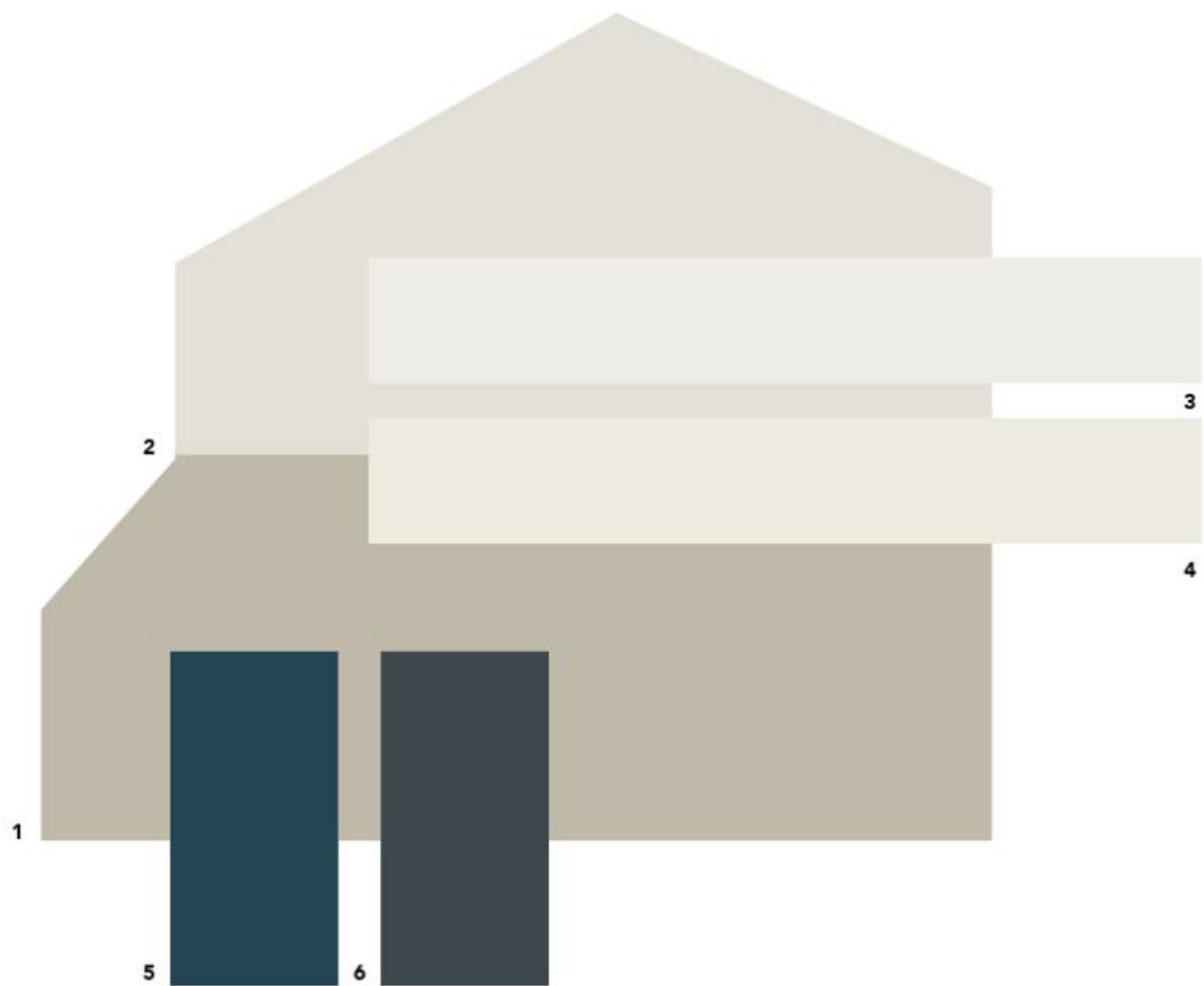


- | | |
|-------------------|-------------------------|
| 1. Body | SW 6155 Rice Grain |
| 2. Secondary Body | SW 9122 Dried Edamame |
| 3. Trim | SW 7006 Extra White |
| 4. Trim | SW 6154 Nacre |
| 5. Accent | SW 7055 Enduring Bronze |
| 6. Accent | SW 9124 Verde Marron |



- | | |
|-------------------|------------------------|
| 1. Body | SW 6158 Sawdust |
| 2. Secondary Body | SW 2843 Roycroft Brass |
| 3. Trim | SW 6126 Navajo White |
| 4. Trim | SW 7531 Canvas Tan |
| 5. Accent | SW 7041 Van Dyke Brown |
| 6. Accent | SW 6258 Tricorn Black |

Actual color may vary from on-screen representation. To confirm your color choices prior to purchase, please view a physical color chip, color card, or painted sample. Sherwin-Williams is not responsible for the content and photos shared by users of their color selection tools. The Cover The Earth logo and the Sherwin-Williams logo are trademarks owned or licensed by The Sherwin-Williams Company. ©2024 The Sherwin-Williams Company.

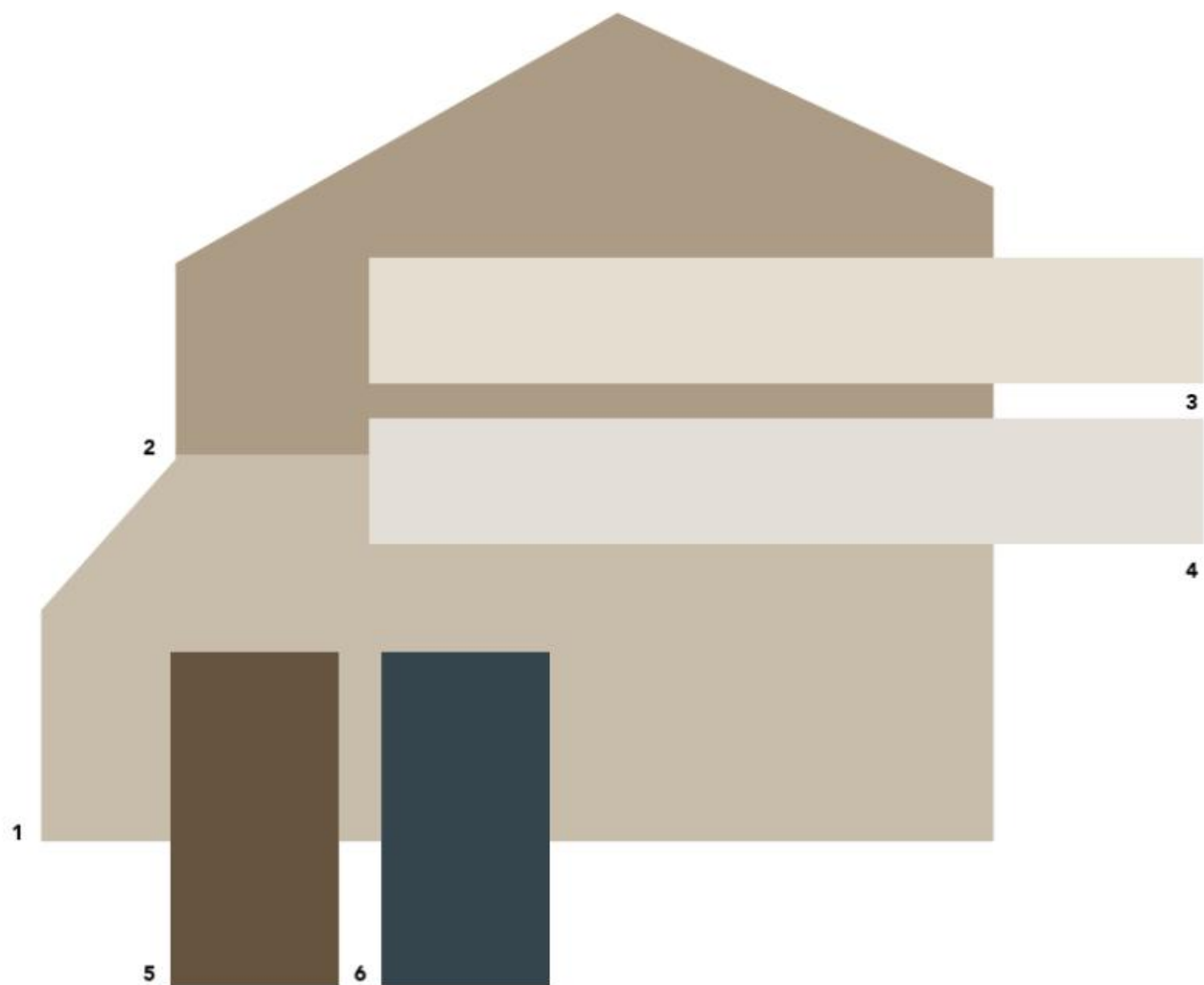


- | | | |
|-------------------|---------|---------------|
| 1. Body | SW 6170 | Techno Gray |
| 2. Secondary Body | SW 6168 | Moderne White |
| 3. Trim | SW 7005 | Pure White |
| 4. Trim | SW 7008 | Alabaster |
| 5. Accent | SW 6230 | Rainstorm |
| 6. Accent | SW 7625 | Mount Etna |



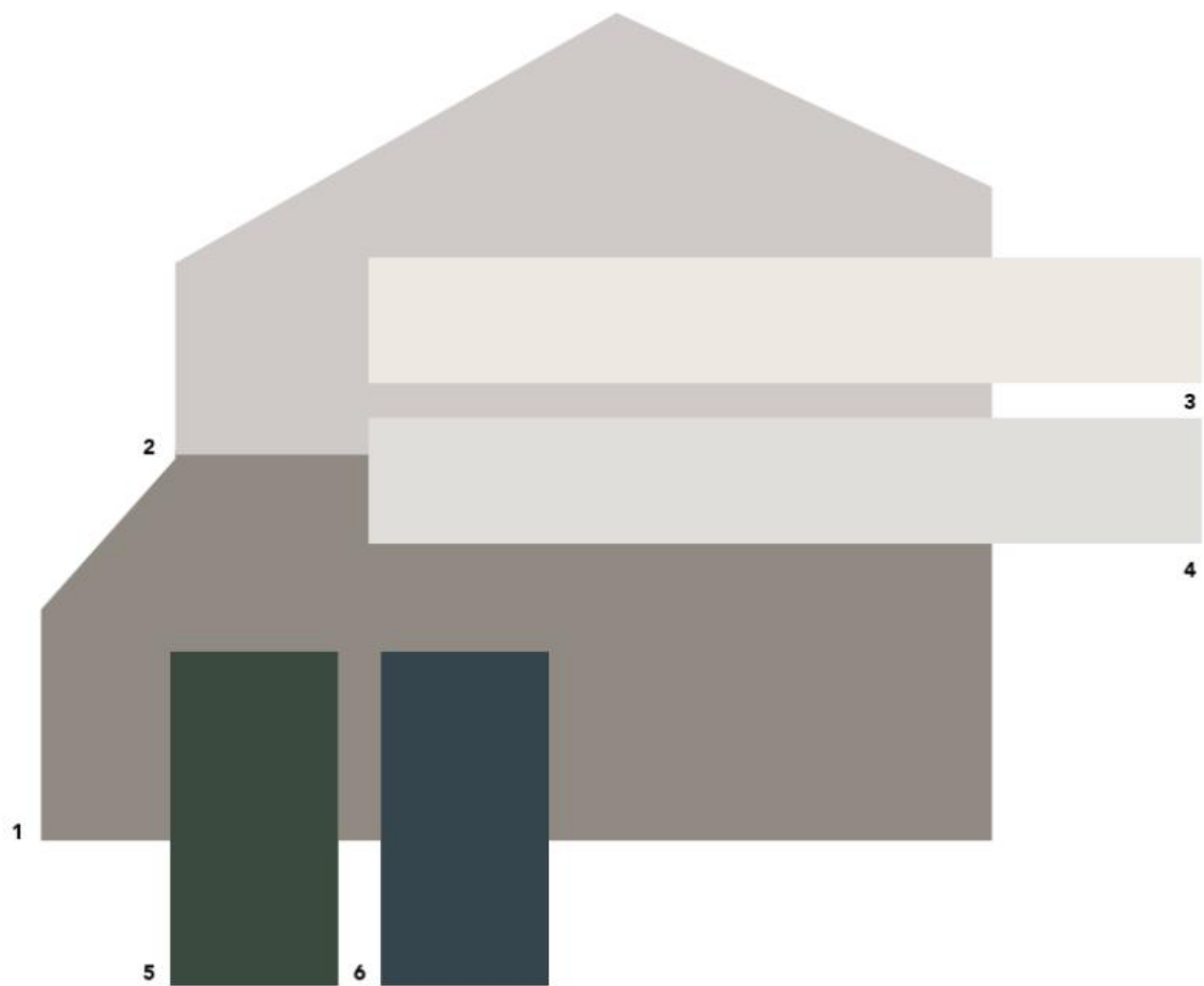
- | | |
|-------------------|-----------------------|
| 1. Body | SW 6255 Morning Fog |
| 2. Secondary Body | SW 6243 Distance |
| 3. Trim | SW 7006 Extra White |
| 4. Trim | SW 6252 Ice Cube |
| 5. Accent | SW 6258 Tricorn Black |
| 6. Accent | SW 9141 Waterloo |

Actual color may vary from on-screen representation. To confirm your color choices prior to purchase, please view a physical color chip, color card, or painted sample. Sherwin-Williams is not responsible for the content and photos shared by users of their color selection tools. The Cover The Earth logo and the Sherwin-Williams logo are trademarks owned or licensed by The Sherwin-Williams Company. ©2024 The Sherwin-Williams Company.



- | | |
|-------------------|--------------------------|
| 1. Body | SW 9173 Shiitake |
| 2. Secondary Body | SW 7549 Studio Taupe |
| 3. Trim | SW 7011 Natural Choice |
| 4. Trim | SW 7028 Incredible White |
| 5. Accent | SW 6153 Protege Bronze |
| 6. Accent | SW 7605 Gale Force |


Actual color may vary from on-screen representation. To confirm your color choices prior to purchase, please view a physical color chip, color card, or painted sample. Sherwin-Williams is not responsible for the content and photos shared by users of their color selection tools. The Cover The Earth logo and the Sherwin-Williams logo are trademarks owned or licensed by The Sherwin-Williams Company. ©2024 The Sherwin-Williams Company.



| | |
|-------------------|---------------------------|
| 1. Body | SW 7018 Dovetail |
| 2. Secondary Body | SW 6001 Grayish |
| 3. Trim | SW 7001 Marshmallow |
| 4. Trim | SW 6000 Snowfall |
| 5. Accent | SW 0041 Dard Hunter Green |
| 6. Accent | SW 7605 Gale Force |




- | | |
|-------------------|--------------------------|
| 1. Body | SW 7028 Incredible White |
| 2. Secondary Body | SW 7549 Studio Taupe |
| 3. Trim | SW 7004 Snowbound |
| 4. Trim | SW 7005 Pure White |
| 5. Accent | SW 7730 Forestwood |
| 6. Accent | SW 7020 Black Fox |



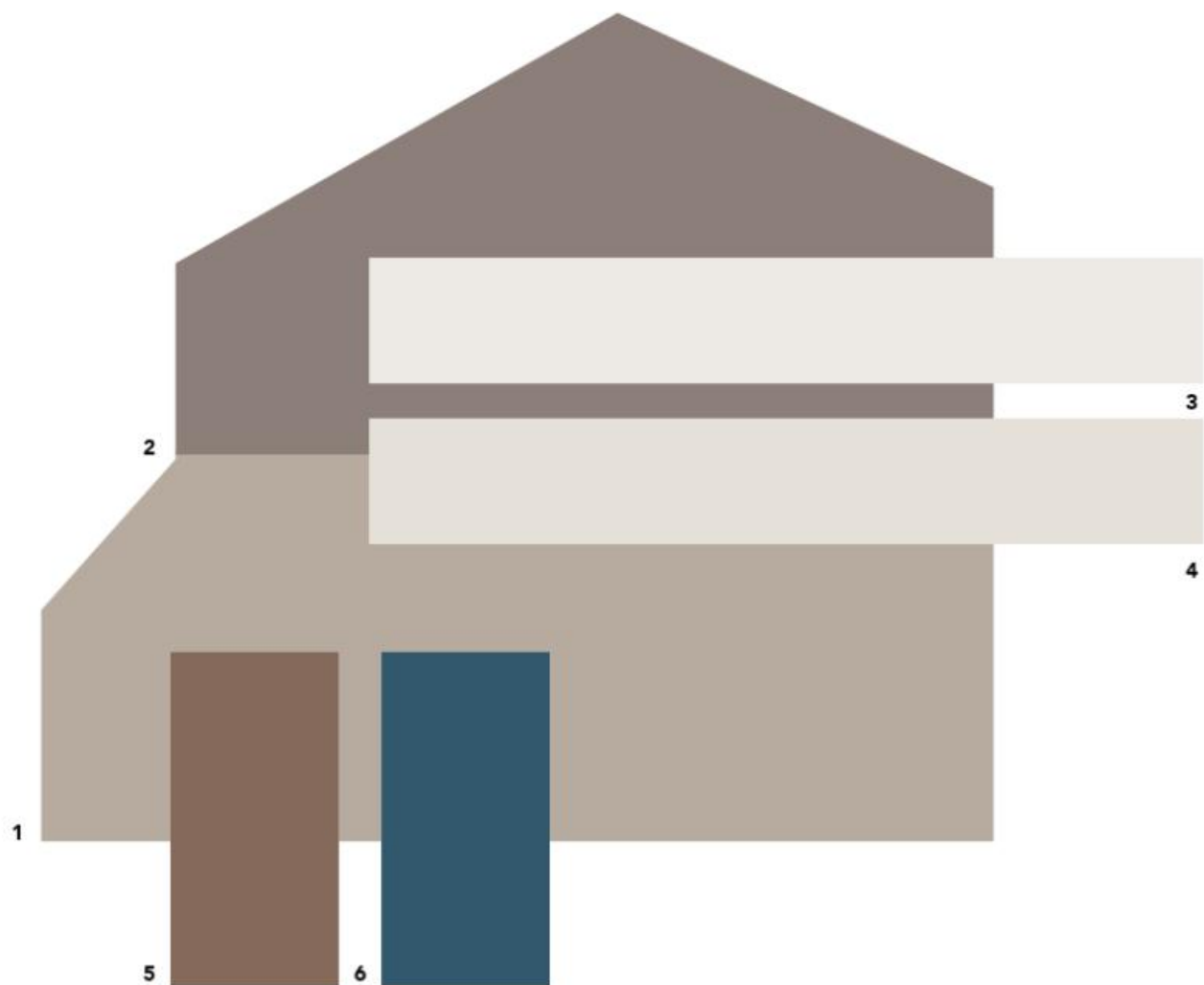
- | | |
|-------------------|-----------------------|
| 1. Body | SW 2850 Chelsea Gray |
| 2. Secondary Body | SW 6179 Artichoke |
| 3. Trim | SW 7006 Extra White |
| 4. Trim | SW 7005 Pure White |
| 5. Accent | SW 6181 Secret Garden |
| 6. Accent | SW 7619 Labradorite |

Actual color may vary from on-screen representation. To confirm your color choices prior to purchase, please view a physical color chip, color card, or painted sample. Sherwin-Williams is not responsible for the content and photos shared by users of their color selection tools. The Cover The Earth logo and the Sherwin-Williams logo are trademarks owned or licensed by The Sherwin-Williams Company. ©2024 The Sherwin-Williams Company.

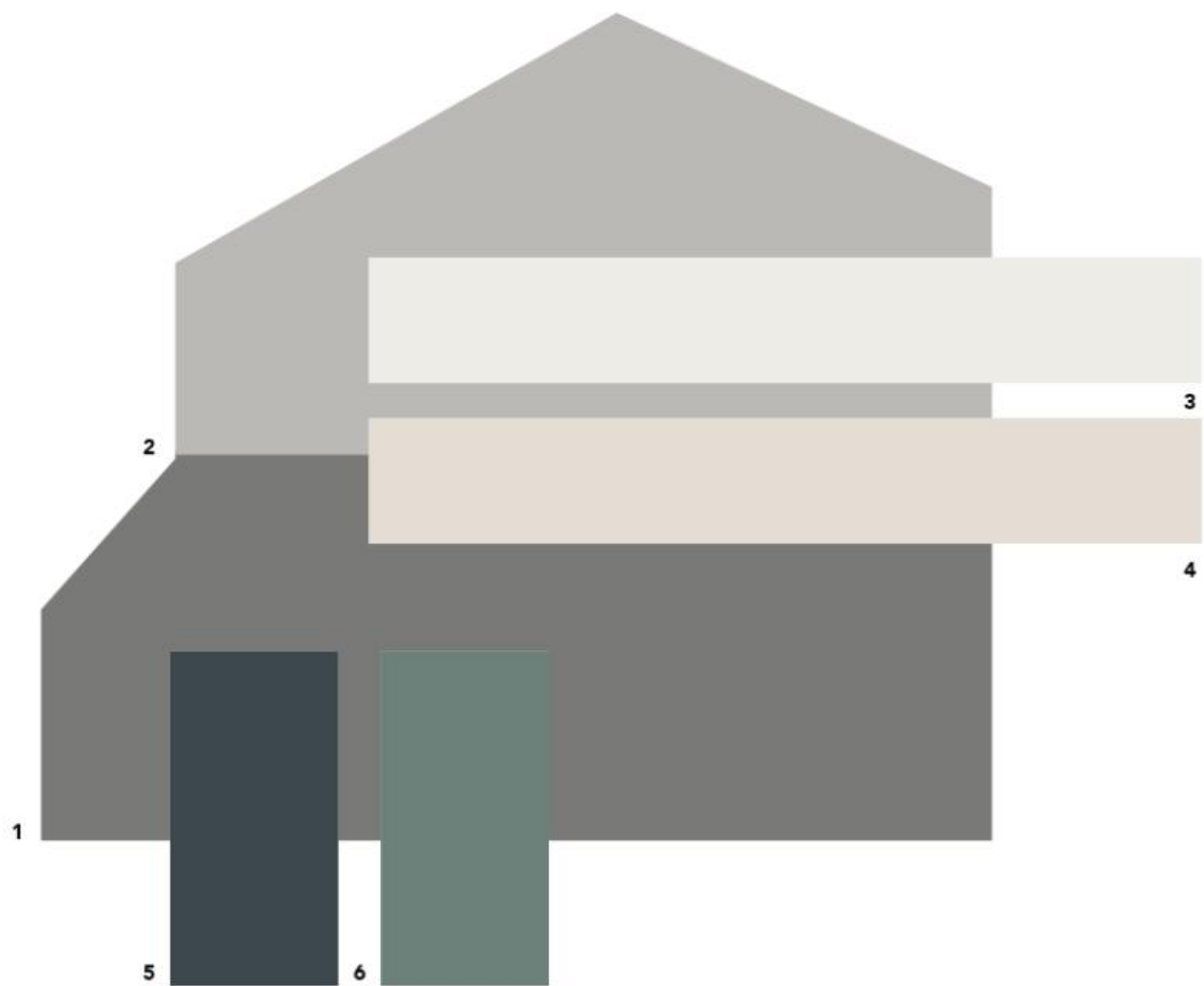


- | | |
|-------------------|--------------------------|
| 1. Body | SW 7038 Tony Taupe |
| 2. Secondary Body | SW 2849 Westchester Gray |
| 3. Trim | SW 7006 Extra White |
| 4. Trim | SW 7035 Aesthetic White |
| 5. Accent | SW 9091 Half-Caff |
| 6. Accent | SW 7625 Mount Etna |

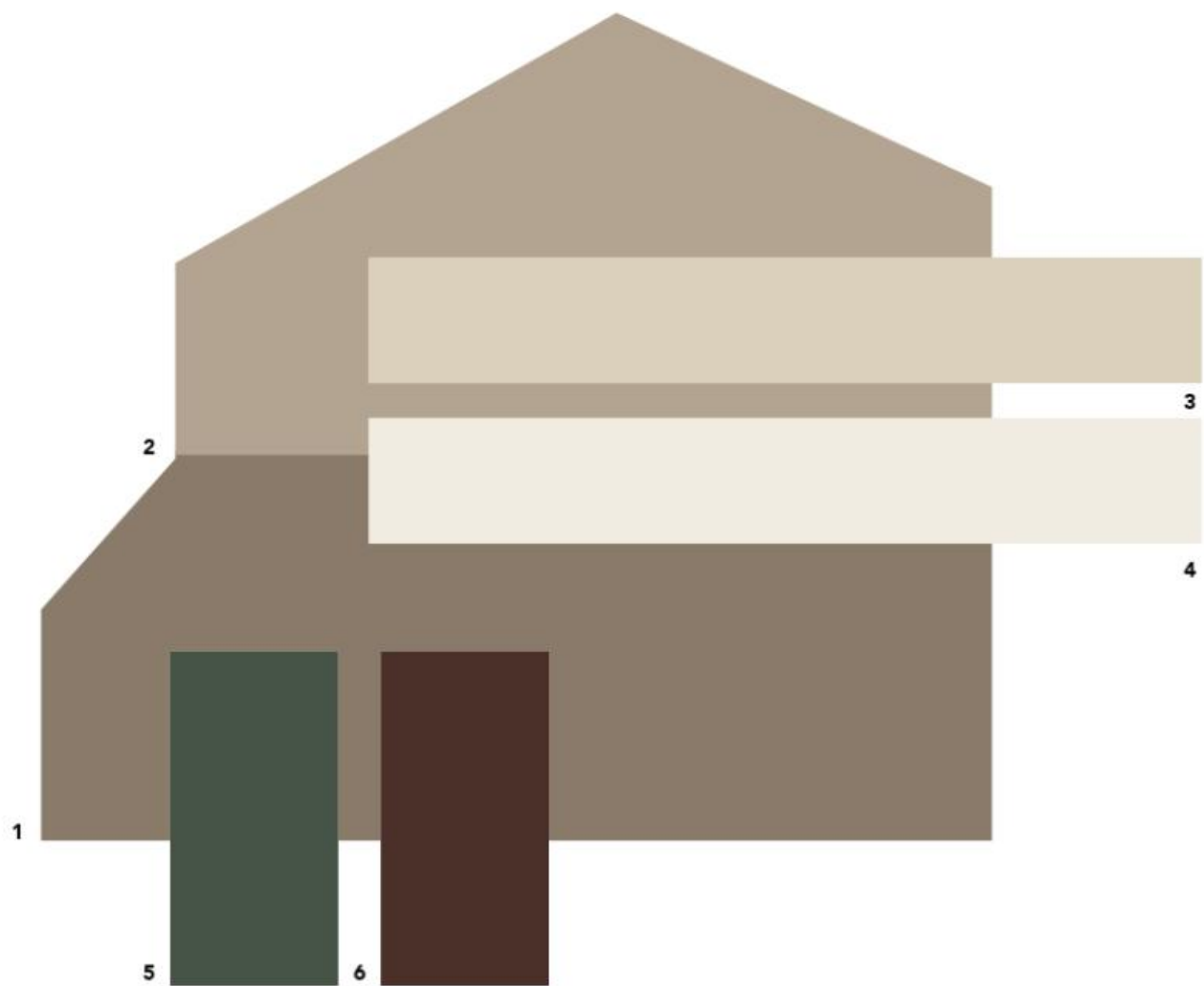
Actual color may vary from on-screen representation. To confirm your color choices prior to purchase, please view a physical color chip, color card, or painted sample. Sherwin-Williams is not responsible for the content and photos shared by users of their color selection tools. The Cover The Earth logo and the Sherwin-Williams logo are trademarks owned or licensed by The Sherwin-Williams Company. ©2024 The Sherwin-Williams Company.



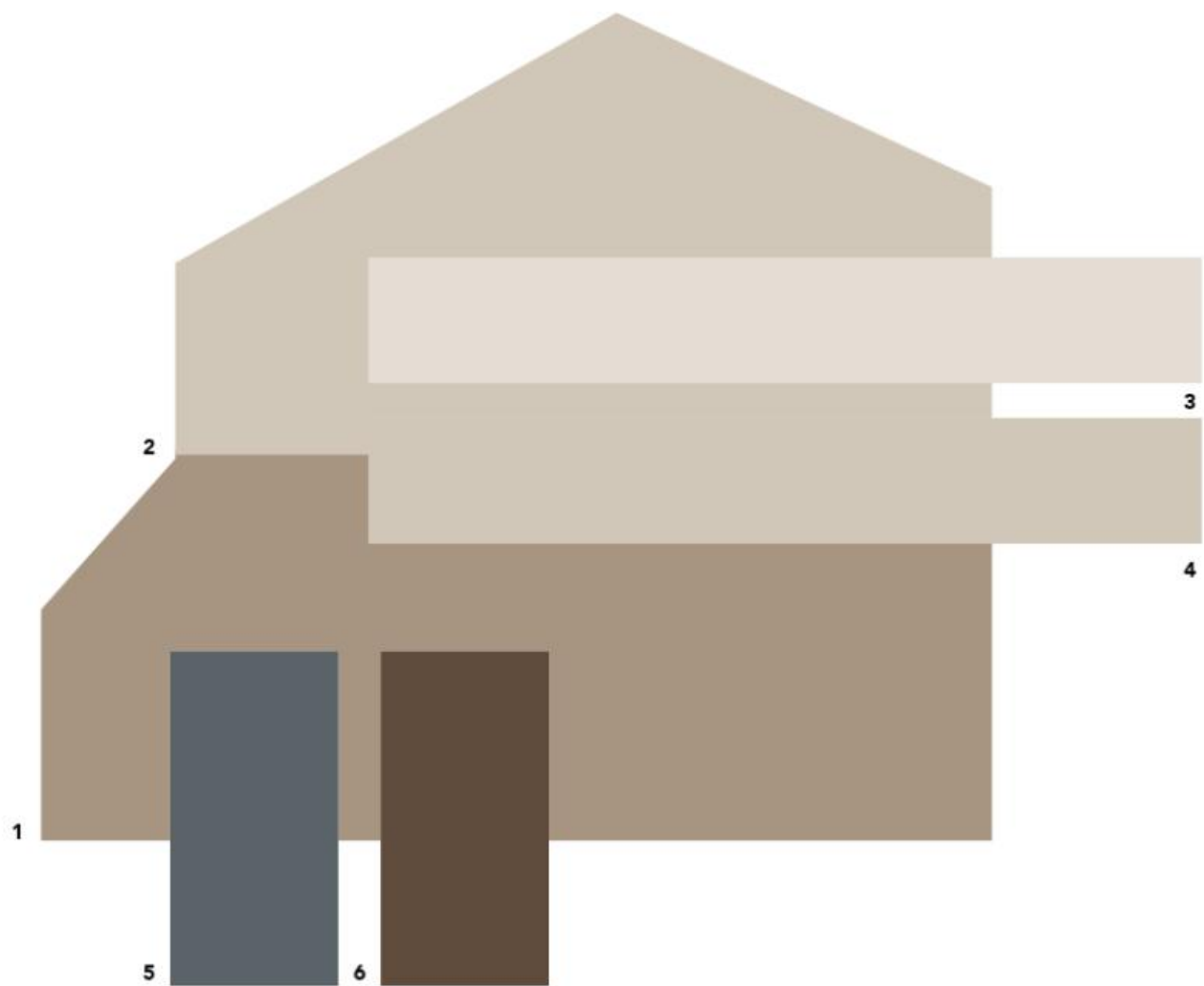
| | |
|-------------------|-------------------------|
| 1. Body | SW 6073 Perfect Greige |
| 2. Secondary Body | SW 6039 Poised Taupe |
| 3. Trim | SW 7004 Snowbound |
| 4. Trim | SW 6070 Heron Plume |
| 5. Accent | SW 2836 Quartersawn Oak |
| 6. Accent | SW 9150 Endless Sea |



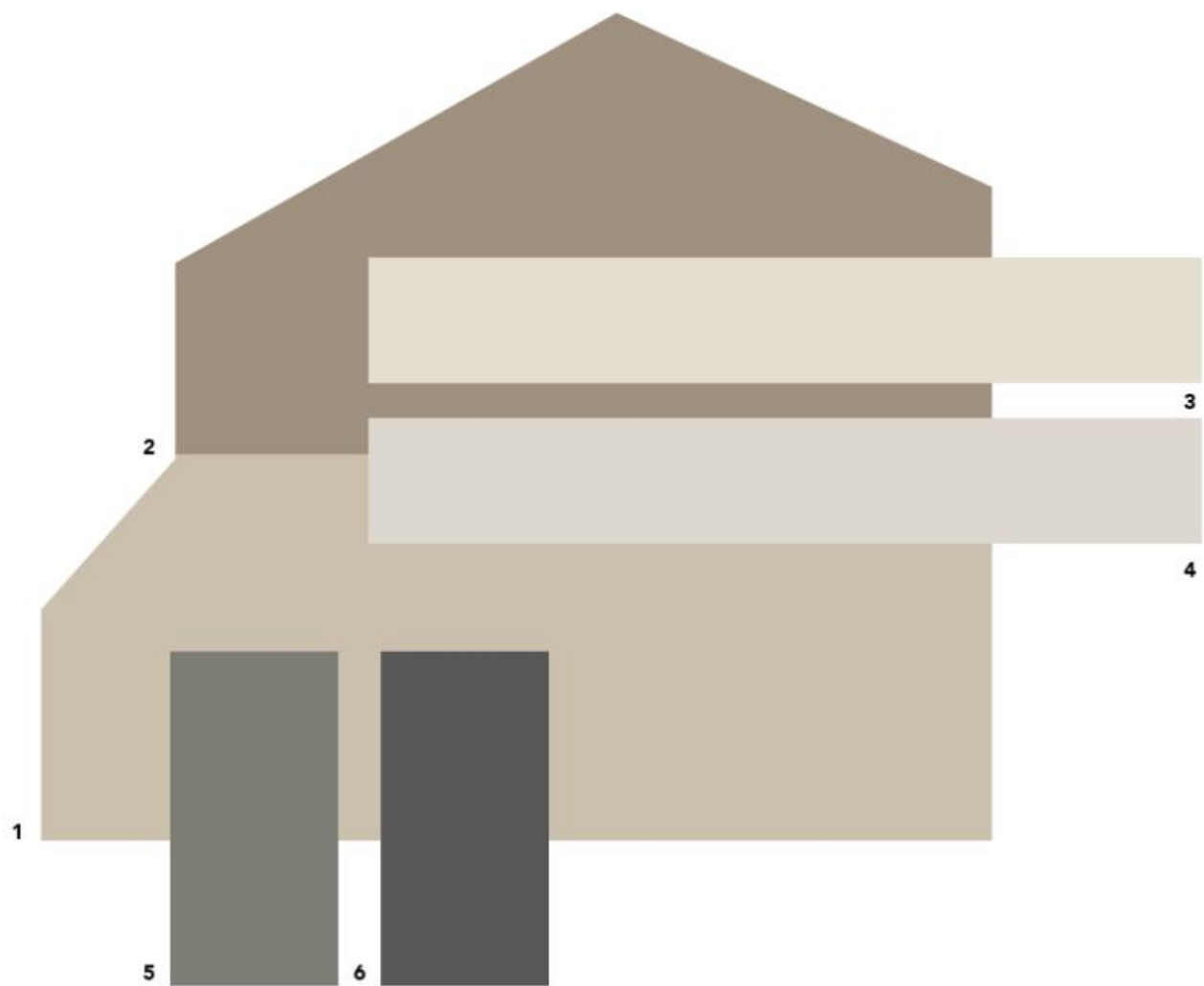
- | | |
|-------------------|---------------------------|
| 1. Body | SW 2849 Westchester Gray |
| 2. Secondary Body | SW 7668 March Wind |
| 3. Trim | SW 7005 Pure White |
| 4. Trim | SW 7035 Aesthetic White |
| 5. Accent | SW 7625 Mount Etna |
| 6. Accent | SW 0047 Studio Blue Green |



| | |
|-------------------|-----------------------|
| 1. Body | SW 7039 Virtual Taupe |
| 2. Secondary Body | SW 7507 Stone Lion |
| 3. Trim | SW 7565 Oyster Bar |
| 4. Trim | SW 7551 Greek Villa |
| 5. Accent | SW 6195 Rock Garden |
| 6. Accent | SW 9182 Rojo Marron |

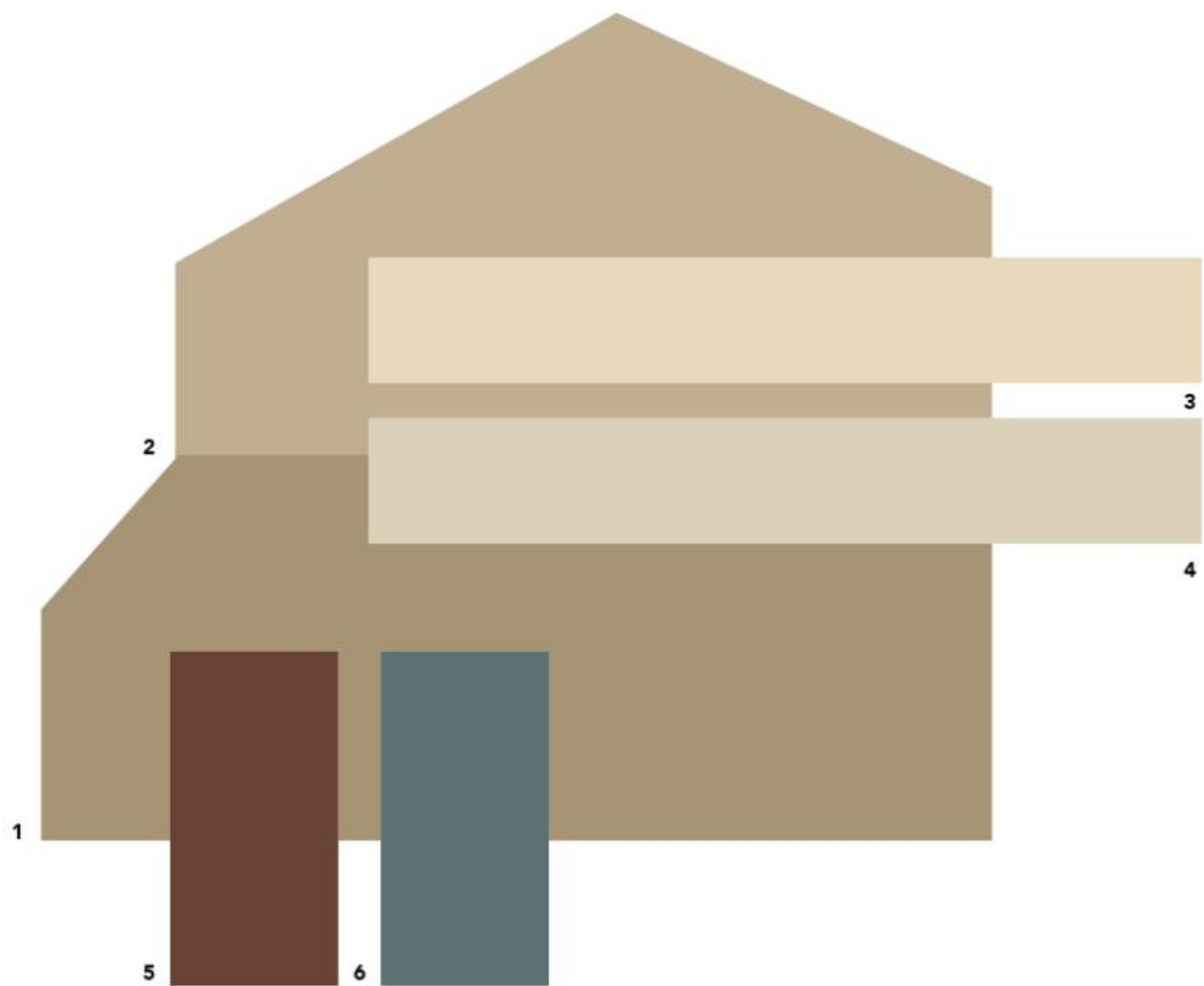


| | |
|-------------------|--------------------------|
| 1. Body | SW 7513 Sanderling |
| 2. Secondary Body | SW 7036 Accessible Beige |
| 3. Trim | SW 7035 Aesthetic White |
| 4. Trim | SW 7036 Accessible Beige |
| 5. Accent | SW 6236 Grays Harbor |
| 6. Accent | SW 9091 Half-Caff |




- | | |
|-------------------|------------------------|
| 1. Body | SW 7547 Sandbar |
| 2. Secondary Body | SW 9174 Moth Wing |
| 3. Trim | SW 7011 Natural Choice |
| 4. Trim | SW 9166 Drift of Mist |
| 5. Accent | SW 7060 Attitude Gray |
| 6. Accent | SW 7674 Peppercorn |

Actual color may vary from on-screen representation. To confirm your color choices prior to purchase, please view a physical color chip, color card, or painted sample. Sherwin-Williams is not responsible for the content and photos shared by users of their color selection tools. The Cover The Earth logo and the Sherwin-Williams logo are trademarks owned or licensed by The Sherwin-Williams Company. ©2024 The Sherwin-Williams Company.

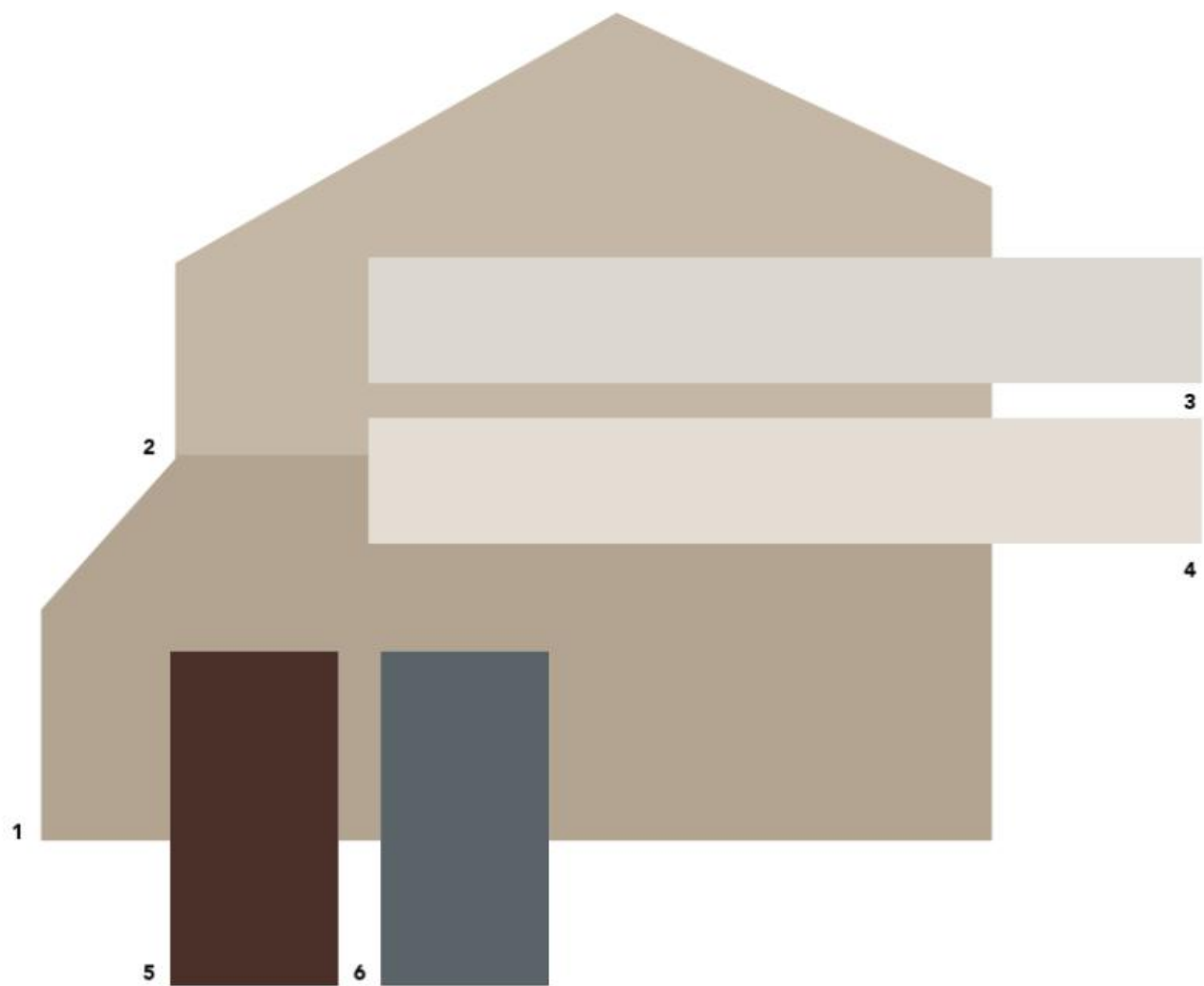


- | | |
|-------------------|--------------------------|
| 1. Body | SW 7731 San Antonio Sage |
| 2. Secondary Body | SW 6157 Favorite Tan |
| 3. Trim | SW 2833 Roycroft Vellum |
| 4. Trim | SW 6155 Rice Grain |
| 5. Accent | SW 6062 Vintage Leather |
| 6. Accent | SW 6222 Riverway |

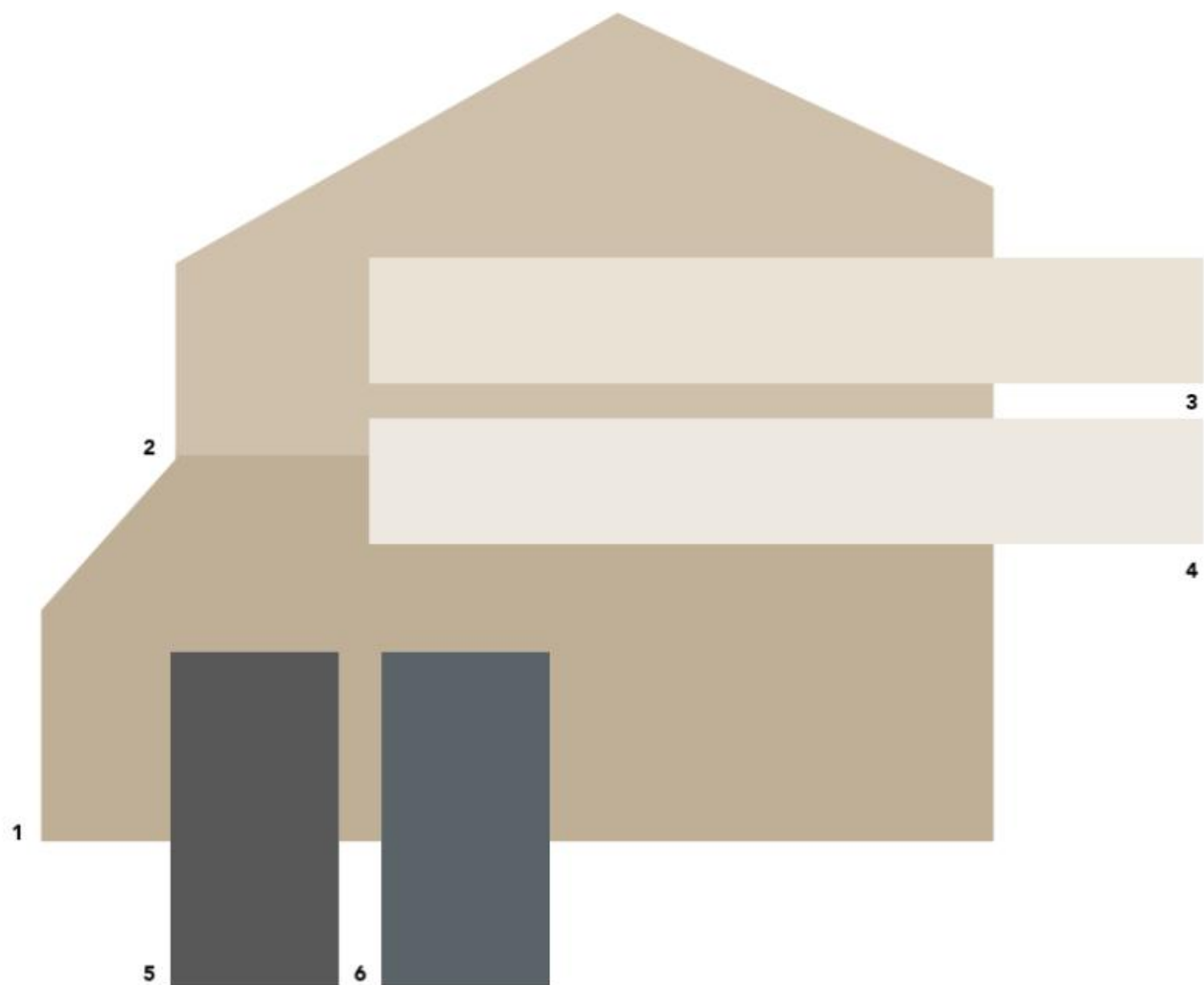


| | |
|-------------------|------------------------|
| 1. Body | SW 9130 Evergreen Fog |
| 2. Secondary Body | SW 7068 Grizzle Gray |
| 3. Trim | SW 6182 Ethereal White |
| 4. Trim | SW 7004 Snowbound |
| 5. Accent | SW 2739 Charcoal Blue |
| 6. Accent | SW 6258 Tricorn Black |

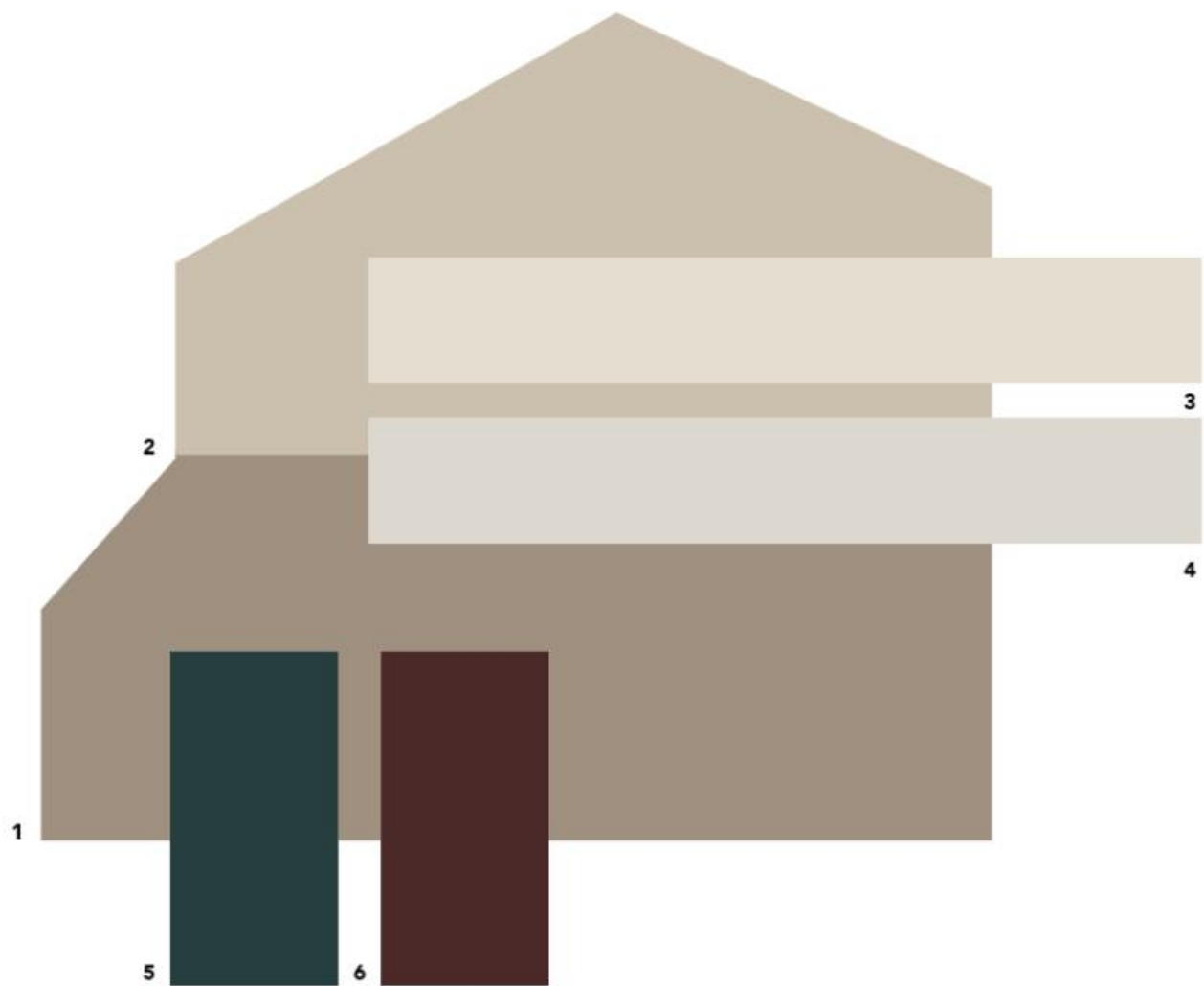
Actual color may vary from on-screen representation. To confirm your color choices prior to purchase, please view a physical color chip, color card, or painted sample. Sherwin-Williams is not responsible for the content and photos shared by users of their color selection tools. The Cover The Earth logo and the Sherwin-Williams logo are trademarks owned or licensed by The Sherwin-Williams Company. ©2024 The Sherwin-Williams Company.



- | | |
|-------------------|-------------------------|
| 1. Body | SW 7507 Stone Lion |
| 2. Secondary Body | SW 7506 Loggia |
| 3. Trim | SW 9166 Drift of Mist |
| 4. Trim | SW 7035 Aesthetic White |
| 5. Accent | SW 9182 Rojo Marron |
| 6. Accent | SW 6236 Grays Harbor |



- | | |
|-------------------|----------------------|
| 1. Body | SW 7533 Khaki Shade |
| 2. Secondary Body | SW 7532 Urban Putty |
| 3. Trim | SW 6147 Panda White |
| 4. Trim | SW 7001 Marshmallow |
| 5. Accent | SW 7674 Peppercorn |
| 6. Accent | SW 6236 Grays Harbor |



- | | |
|-------------------|---------------------------|
| 1. Body | SW 9174 Moth Wing |
| 2. Secondary Body | SW 7547 Sandbar |
| 3. Trim | SW 7011 Natural Choice |
| 4. Trim | SW 9166 Drift of Mist |
| 5. Accent | SW 7623 Cascades |
| 6. Accent | SW 2801 Rookwood Dark Red |



- | | |
|-------------------|-------------------------|
| 1. Body | SW 7734 Olive Grove |
| 2. Secondary Body | SW 9121 Sawgrass Basket |
| 3. Trim | SW 7010 White Duck |
| 4. Trim | SW 7008 Alabaster |
| 5. Accent | SW 7048 Urbane Bronze |
| 6. Accent | SW 6258 Tricorn Black |

Actual color may vary from on-screen representation. To confirm your color choices prior to purchase, please view a physical color chip, color card, or painted sample. Sherwin-Williams is not responsible for the content and photos shared by users of their color selection tools. The Cover The Earth logo and the Sherwin-Williams logo are trademarks owned or licensed by The Sherwin-Williams Company. ©2024 The Sherwin-Williams Company.



- | | |
|-------------------|------------------------|
| 1. Body | SW 7067 Cityscape |
| 2. Secondary Body | SW 9184 Foxhall Green |
| 3. Trim | SW 7004 Snowbound |
| 4. Trim | SW 6182 Ethereal White |
| 5. Accent | SW 6258 Tricorn Black |
| 6. Accent | SW 6216 Jasper |

Actual color may vary from on-screen representation. To confirm your color choices prior to purchase, please view a physical color chip, color card, or painted sample. Sherwin-Williams is not responsible for the content and photos shared by users of their color selection tools. The Cover The Earth logo and the Sherwin-Williams logo are trademarks owned or licensed by The Sherwin-Williams Company. ©2024 The Sherwin-Williams Company.